

APPROPRIATION SUMMARIES & CAPITAL BUDGET



State of Alaska
The Legislature

APPROPRIATION SUMMARIES

AND

CAPITAL BUDGET

TABLE OF CONTENTS

<u>SUBJECT</u>	<u>PAGE</u>
Summaries of the General Appropriations Act	2
New Legislation Funded in the General Appropriations Act	27
Capital Projects in the General Appropriations Act	44
Special or New Program Appropriations	60
Supplemental Appropriations	65
Bonds	71
Veto Messages	88

FY 77 GENERAL APPROPRIATIONS ACT SUMMARY
(FCCS SCS CSHB 586 - Chapter 279, SLA 1976)

	<u>FCCS SCS CSHB 586</u> <u>Passed by the Legislature</u>		<u>Chapter 279, SLA 1976</u> <u>Signed by the Governor</u>	
	<u>General Fund</u>	<u>Total</u>	<u>General Fund</u>	<u>Total</u>
Operating	\$666,232,300	\$893,543,300	\$658,843,600	\$885,808,500
New Legislation (1)	13,118,100	13,799,100	9,431,300	10,104,300
Special Appropriations (2)	13,747,700	13,747,700	13,113,700	13,113,700
Capital	<u>16,020,500</u>	<u>463,824,300</u>	<u>10,911,200</u>	<u>458,445,000</u>
TOTAL:	\$709,118,600	\$1,384,914,400	\$692,299,800	\$1,367,471,500

- (1) These figures differ from the figures in the Act in that they reflect reductions resulting from the failure of certain legislation to pass.
- (2) These figures reflect special appropriations not included in the general appropriations act which were passed during the 1976 legislative session and enacted into law.

NOTE: Double asterisks (**) have been placed in the operating budget, capital project, and new legislation summaries after any item which was either vetoed in its entirety or reduced by veto in Chapter 279, SLA 1976 in which may be found the amounts enacted into law.

New legislation, special appropriations, and bonds vetoed or reduced by veto by the governor's action on that particular legislation is so indicated.

SUMMARY OF FREE CONFERENCE REPORT DETAIL
(FCCS SCS CSHB 586)

OBJECT DESCRIPTION	OPERATING BUDGET					Capital Budget	Special Appropriations	Fiscal Notes	Total FY 77 Appropriations
	FY76 AUTH	GOVERNOR	HOUSE	SENATE	F.C.C.				
PERSONAL SERVICES	211,221.3	287,459.4	286,337.0	286,748.4	315,332.8			1,467.4	316,800.2
TRAVEL	10,534.4	13,680.1	12,533.4	13,406.5	13,546.4			206.5	13,752.9
CONTRACTUAL	116,611.4	138,743.2	133,927.8	132,817.0	135,027.3			1,326.6	136,353.9
COMMODITIES	29,953.1	38,530.7	37,150.4	38,175.4	38,367.8			26.4	38,394.2
EQUIPMENT	4,600.1	5,755.1	5,396.0	5,922.0	6,161.2			80.6	6,241.8
LANDS, BUILDINGS	122.8	4,956.6	5,146.3	4,908.8	4,923.8			-0-	4,923.8
GRANTS, CLAIMS	284,276.2	318,650.5	321,198.9	320,064.3	321,919.6		4,109.0	8,966.2	334,994.8
MISCELLANEOUS	62,551.1	60,124.4	55,265.9	56,056.7	58,264.4	463,824.3	9,638.7	1,725.4	533,452.8
TOTALS	719,870.4	867,900.0	856,955.7	858,099.1	893,543.3	463,824.3	13,747.7	13,799.1	1,384,914.4
FUNDING SOURCE									
GENERAL FUNDS	534,238.1	636,752.9	634,078.9	633,178.7	666,232.3	16,020.5	13,747.7	13,118.1	709,118.6
FEDERAL FUNDS	103,221.5	117,273.0	113,258.4	115,228.3	116,224.2	435,048.5		525.5	551,798.2
OTHER FUNDS	82,410.8	113,874.1	109,618.4	109,692.1	111,086.8	12,755.3		155.5	123,997.6
POSITIONS									
PERMANENT FULL-TIME	9,777.7	10,306.3	9,845.6	9,988.4	10,368.9 ⁽¹⁾			68.0	10,436.9 ⁽¹⁾
PERMANENT PART-TIME	1,053.7	1,096.7	1,145.9	1,004.5	1,253.2 ⁽¹⁾			13.0	1,266.2 ⁽¹⁾
TEMPORARY	680.3	882.0	843.9	879.0	856.5 ⁽¹⁾			10.0	866.5 ⁽¹⁾

(1) Legislative Finance estimate due to F.C.C. failure to specify the number of Court System and Trooper positions.

06/17/76

STATE OF ALASKA -- OPERATING BUDGET SUMMARY
SUMMARY OF PROGRAM CATEGORIES

PROGRAM CATEGORY	FUNDING	FY 1976 AUTHORIZED	GOVERNOR	HOUSE	SENATE	F.C.C.	GOVERNOR - FCC DIFFERENCE	PERCENTAGE
EDUCATION	GENERAL FUND	189449.3	218347.1	218666.8	217699.8	219242.6	895.5-	.4-
	FEDERAL RECEIPTS	40488.9	44025.0	43363.2	43999.2	43999.2	25.8	
	OTHER FUNDS	6548.9	4716.5	4486.0	4648.5	4478.4	238.1	5.3
	TOTAL FUNDS	236487.1	267088.6	266516.0	266347.5	267720.2	631.6-	.2-
UNIV. OF ALASKA	GENERAL FUND	36124.3	49760.1	52643.6	50428.7	55713.6	5953.5-	10.6-
	FEDERAL RECEIPTS	655.3	499.3	1099.6	499.3	499.3		
	OTHER FUNDS	14824.6	42891.1	41369.6	41221.3	41109.2	1781.9	4.3
	TOTAL FUNDS	51604.2	93150.5	95112.8	92149.3	97322.1	4171.6-	4.2-
SOCIAL SERVICES	GENERAL FUND	36689.7	40879.9	40194.7	40928.6	41406.5	526.6-	1.2-
	FEDERAL RECEIPTS	39932.9	44568.9	40958.7	43018.6	43216.2	1352.7	3.1
	OTHER FUNDS	17296.1	14053.7	12962.2	13051.8	13053.3	1000.4	7.6
	TOTAL FUNDS	93918.7	99502.5	94115.6	96999.0	97676.0	1826.5	1.8
HEALTH	GENERAL FUND	27829.6	34351.5	32241.1	32471.6	33238.4	1113.1	3.3
	FEDERAL RECEIPTS	9728.9	12248.6	11617.0	11564.6	11591.5	657.1	5.6
	OTHER FUNDS	2074.6	4923.3	4931.2	4927.4	4927.4	4.1-	
	TOTAL FUNDS	39633.1	51523.4	48789.3	48963.6	49757.3	1766.1	3.5
NATURAL RESOURCES	GENERAL FUND	31254.6	41531.2	38935.9	39792.5	40882.0	649.2	1.5
	FEDERAL RECEIPTS	6135.4	7915.3	8278.7	8193.4	8171.2	255.9-	3.1-
	OTHER FUNDS	6327.8	8920.4	7971.0	8053.6	7339.8	1580.6	21.5
	TOTAL FUNDS	43717.8	58366.9	55185.6	56039.5	56393.0	1973.9	3.5
PUBLIC PROTECTION	GENERAL FUND	12565.8	15031.8	14637.4	14873.9	14971.0	60.8	.4
	FEDERAL RECEIPTS	3658.0	3952.5	3907.6	3919.6	3922.3	30.2	.7
	OTHER FUNDS	191.8	274.6	220.2	281.1	269.6	5.0	1.8
	TOTAL FUNDS	16415.6	19258.9	18765.2	19074.6	19162.9	96.0	.5
JUSTICE	GENERAL FUND	49948.6	63330.2	63214.9	62917.7	63826.5	496.3-	.7-
	FEDERAL RECEIPTS	1779.1	3330.6	3330.6	3330.6	3330.6		
	OTHER FUNDS	446.0	353.8	392.3	334.3	362.3	8.5-	2.3-
	TOTAL FUNDS	52173.7	67014.6	66937.8	66582.6	67519.4	504.8-	.7-
DEVELOPMENT	GENERAL FUND	33474.0	35743.9	37805.9	37616.9	38289.3	2545.4-	6.6-
	FEDERAL RECEIPTS	290.0	300.0	450.0	380.0	450.0	150.0-	33.3-
	OTHER FUNDS	1652.9	2419.2	2404.9	2379.2	2467.4	48.2-	1.9-
	TOTAL FUNDS	35416.9	38463.1	40660.8	40296.1	41206.7	2743.6-	6.6-
TRANSPORTATION	GENERAL FUND	85539.7	100109.2	98717.7	100050.7	100347.2	238.0-	.2-
	FEDERAL RECEIPTS							
	OTHER FUNDS	16252.6	18834.7	18605.9	18668.7	18838.9	4.2-	
	TOTAL FUNDS	101792.3	118943.9	117323.6	118719.4	119186.1	242.2-	.2-
GENERAL GOVERNMENT	GENERAL FUND	31362.5	37668.0	37020.9	36398.3	58315.2	20647.2-	35.4-
	FEDERAL RECEIPTS	553.0	432.8	253.0	403.0	1043.9	611.1-	58.5-
	OTHER FUNDS	16795.5	16486.8	16275.1	16126.2	18240.5	1753.7-	9.6-
	TOTAL FUNDS	48711.0	54587.6	53549.0	52927.5	77599.6	23012.0-	29.6-
GRAND TOTAL	GENERAL FUND	534238.1	636752.9	634078.9	633178.7	666232.3	29479.4-	4.4-
	FEDERAL RECEIPTS	103221.5	117273.0	113258.4	115228.3	116224.2	1048.8	.9
	OTHER FUNDS	82410.8	113874.1	109618.4	109692.1	111086.8	2787.3	2.5
	TOTAL FUNDS	719870.4	867900.0	856955.7	858099.1	893543.3	25643.3-	2.8-

76/06/11

STATE OF ALASKA -- OPERATING BUDGET SUMMARY

* * * * * EDUCATION * * * * *

SHORT FORM PAGE	BUDGET COMPONENT	FISCAL YEAR 1977					GOVERNOR - FCC DIFFERENCE	PERCENTAGE
		FY 1976 AUTHORIZED	GOVERNOR	HOUSE	SENATE	F.C.C.		
	OFFICE OF THE GOVERNOR							
	OFFICE OF GOVERNOR							
2	ALASKA HISTORICAL COMMISSION	127.6	143.0	147.5	121.8	121.8	21.2-	14.8-
4	BICENTENNIAL COMMISSION	437.0	49.6	49.6	49.5	49.6		
	ALASKA ARTS COUNCIL							
8	ADMINISTRATION AND SUPPORT	126.1	157.0	181.7	213.3	323.3**	166.3	105.9
10	GRANTS	746.6	732.4	782.4	875.9	875.9**	143.5	19.5
	DEPARTMENT OF ADMINISTRATION							
14	REGULAR TRS STATE	5062.8	10877.1	10877.1	10877.1	10877.1		
	DEPARTMENT OF EDUCATION							
	FINANCIAL SUPPORT PROGRAMS							
16	FOUNDATION PROGRAM-REGULAR	112364.1	121698.1	121698.1	121500.0	121500.0	198.1-	.1-
18	PUPIL TRANSPORTATION-PUBLIC	7859.1	11288.9	11288.9	11205.6	11205.6	83.3-	.7-
20	PUPIL TRANSPORTATION-PRIVATE	100.0	120.0	120.0	120.0	120.0		
22	REVENUE SHARING	3354.2	1677.1	2492.6	2420.0	2420.0**	742.9	44.2
24	DEBT RETIREMENT-LOCAL	8810.5	9051.6	9051.6	9051.6	9051.6		
26	SABBATICAL LEAVE	40.0	40.0	40.0	40.0	40.0		
28	FEDERAL PROGRAMS	8200.0	14485.5	14485.5	14485.5	14485.5		
30	OUT OF DISTRICT STUDENTS	1200.0	1300.0	1300.0	1300.0	1300.0		
32	TOBACCO TAX DISTRIBUTION	1800.0	2400.0	2400.0	2400.0	2400.0		
34	RURAL & MILITARY TUITION	5724.0	7404.0	7404.0	7321.6	7321.6	82.4-	1.1-
36	SUPPLEMENTAL SUPPORT	10.0	10.0	10.0	10.0	10.0		
38	LOCAL FORMULA-SOS	3200.0	5456.8	5363.0	5143.7	5363.0	93.8-	1.7-
40	SOS ASHA PAYMENTS		313.1	311.0	313.1	311.0	2.1-	.6-
42	FOUNDATION PROGRAM-AUBSD		40422.5	40422.5	40422.5	40422.5		
44	BILINGUAL FUND	583.5	583.5	583.5	583.5	583.5	100.0	17.1
46	REGIONAL RESOURCE CENTERS	400.0	400.0	400.0	400.0	400.0		
48	COMMUNITY SCHOOL GRANTS	160.6	160.6	160.6	160.6	160.6		
	ADMINISTRATION & SUPPORT							
52	FIELD SERVICES	218.5	369.7	336.5	369.7	369.7		
54	FINANCE & ACCOUNTING	263.3	316.9	297.1	316.9	316.9		
56	INTERNAL SUPPORT	252.7	286.0	286.0	286.0	286.0		
58	DEPARTMENT OPERATIONS	573.0	654.0	654.0	654.0	654.0		
	EDUCATION PROGRAM SUPPORT							
62	LEARNER ASSISTANCE	563.1	697.1	672.3	697.1	697.1		
64	FEDERAL PROGRAMS ADMIN	530.6	819.8	758.3	819.8	819.8		
66	CAREER & VOCATIONAL EDUCATION	351.5	438.1	472.9	598.1	598.1**	160.0	36.5
70	COMMISSION	57.3	67.1	67.1	72.0	72.0	4.9	7.3
	EXECUTIVE ADMINISTRATION							
72	OFFICE OF COMMISSIONER	745.4	985.7	985.7	958.7	993.7	8.0	.8
74	BOARDS & COMMISSIONS	79.7	88.1	88.1	88.1	88.1		
	SOS TRANSITION							
78	FOUNDATION PROGRAM-SOS	25643.9						
80	AVERAGE LOCAL CONTRIBUTION-SOS	3200.0						
82	RURAL TUITION	1324.0						
84	MILITARY TUITION	4400.0						
86	TRANSITION ADMINISTRATION-SOS	1403.9	46.2	44.5	46.2	46.2		
88	PUPIL TRANSPORTATION-SOS	1157.0						
90	BILINGUAL EDUCATION	638.0						
92	SCHOOL BOARD TRNG-ELECTIONS	373.0	76.9	76.9	100.0	100.0	23.1	30.0
94	TEACHER RETIREMENT	800.0						
96	FED-IA-PR FUND SOURCES	6016.3						
100	BOARDING HOME PROGRAM	2252.0	2788.8	2788.8	2788.8	2788.8		
	DEPARTMENT OF EDUCATION							
102	CORRESPONDENCE STUDY	766.7	686.7	684.2	686.7	686.7		
104	ARTC	450.0	620.9		620.9	620.9		
	STUDENT FINANCIAL AID							
106	SCHOLARSHIP LOAN PROGRAM	4100.0	4100.0	4100.0	4100.0	4100.0		
108	ADMINISTRATION	189.1	247.2	247.2	247.2	247.2		
110	TUITION GRANTS	1300.0	1400.0	600.0	600.0	600.0	800.0-	57.1-
	DEPARTMENT OF EDUCATION							
114	POST-SEC EDUC COMM	110.4	299.1	299.1	275.5	299.1		

76/06/11

STATE OF ALASKA -- OPERATING BUDGET SUMMARY

* * * * * EDUCATION * * * * *

SHORT FORM PAGE	BUDGET COMPONENT	FY 1976 AUTHORIZED	FISCAL YEAR 1977				GOVERNOR - DIFFERENCE	FCC PERCENTAGE
			GOVERNOR	HOUSE	SENATE	F.C.C.		
116	WICHE	531.4	489.2	486.0	591.5	591.5	102.3	20.9
118	MANPOWER & ADULT EDUC							
120	ADULT BASIC EDUC	804.4	897.0	897.0	897.0	897.0		
122	FIRE SERVICE TRAINING	167.7	197.5	197.5	197.5	197.5		
126	ADULT VOCATIONAL EDUC	43.6	48.0	48.0	48.0	48.0		
128	EDUCATIONAL BROADCASTING	1258.9	2031.4	2052.1	1503.8	2052.1**	20.7	1.0
	JUNEAU MUSEUM	333.3	400.3	420.3	408.2	428.2	27.9	6.9
	STATE LIBRARY							
130	REGULAR OPERATIONS	1017.4	1229.9	1395.9	1382.1	1402.1	172.2	14.0
132	ANCHORAGE MEDIA CENTER	400.0	390.3	390.3	390.3	390.3		
	DEPARTMENT OF EDUCATION							
136	ARCHIVES		57.9				57.9-	100.0-
138	COMMERCIAL TRANSLATORS							
	DEPARTMENT OF HEALTH & SOCIAL SERVICES							
	DEPARTMENT OF HEALTH & SOCIAL							
142	SPECIAL EDUC GRANTS	57.1	62.8	62.8	62.8	62.8		
144	AMU NURSING PROGRAM	237.4	299.4	300.0	299.4	598.0	298.6	99.7
	STATE BOND COMMITTEE							
	STATE BOND COMMITTEE							
146	UNIVERSITY OF ALASKA	7715.2	9107.8	9107.8	9107.8	9107.8		
148	GENERAL EDUCATION	5529.7	7627.6	7627.6	7627.6	7627.6		
150	LIBRARIES	325.5	490.4	490.4	490.4	490.4		
	PROGRAM CATEGORY TOTALS	236487.1	267088.6	266516.0	266347.5	267720.2**	631.6	.2
	FUNDING							
	GENERAL FUND	189449.3	218347.1	218666.8	217699.8	219242.6**	895.5	.4
	FEDERAL RECEIPTS	13182.0	17565.0	16903.2	17539.2	17539.2	25.8-	.1-
	OTHER FUNDS	33855.8	31176.5	30946.0	31108.5	30938.4	238.1-	.7-

76/06/11

STATE OF ALASKA -- OPERATING BUDGET SUMMARY

* * * * * UNIVERSITY OF ALASKA * * * * *

SHORT FORM PAGE	BUDGET COMPONENT	FISCAL YEAR 1977					GOVERNOR - FCC DIFFERENCE PERCENTAGE	
		FY 1976 AUTHORIZED	GOVERNOR	HOUSE	SENATE	F.C.C.		
	UNIVERSITY OF ALASKA							
	STATEWIDE ADMINISTRATION							
2	REGENTS & ADMIN.	475.0	568.3	568.3	556.0	568.3		
4	ADMIN-INSTL SUPPORT	1350.0	2145.1	2145.1	1982.1	2545.1	400.0	18.6
6	GENERAL SALARY INCREASE			2200.0		2200.0	2200.0	
8	PLANNING & LAND DEVELOPMENT	95.0						
10	MANAGEMENT SYSTEMS DEV	300.0	300.0	300.0	300.0	300.0		
12	AUX SRVCS-COMPTR CTR	1022.2	1163.6	1366.6	1163.6	1612.2	448.6	38.5
14	C C SALARIES		2098.3	1576.7	1598.3	1576.7	521.6-	24.8-
16	REGENTS CONTINGENCY		2500.0				2500.0-	100.0-
18	AMU FACILITIES MAINTENANCE					250.0	250.0	
	ORGANIZED RESEARCH							
22	GEOPHYSICAL INSTITUTE	1601.0	6387.8	6387.8	6387.8	6387.8		
24	INSTITUTE OF MARINE SCIENCE	950.0	4743.3	4828.3	4743.3	4828.3	85.0	1.7
26	INST OF WATER RESOURCE	131.5	638.7	638.7	638.7	638.7		
28	INST OF AGRIC SCIENCE	1063.4	2712.0	2712.0	2712.0	2712.0		
30	INST OF ARCTIC BIOLOGY	594.6	1624.0	1624.0	1624.0	1624.0		
32	INST OF SOC EC GOV RES	375.8	1313.5	1313.5	1313.5	1313.5		
34	CTR NO ED RES	413.4	664.4	664.4	664.4	664.4		
36	SEA GRANT PROGRAM	196.3	992.6	992.6	992.6	992.6		
38	ARC ENVIR INF DATA CTR	490.1	1632.6	1632.6	1632.6	1632.6	24.9	1.5
40	TUNDRA BIOME CENTER	70.0	539.4	539.4	539.4	539.4		
42	COOP WILDLIFE RESEARCH UNIT	37.7	263.4	263.4	263.4	263.4		
44	MIN IND RESEARCH LAB	108.3	227.6	227.6	227.6	227.6		
46	FOREST SOILS LAB	74.7	306.7	306.7	306.7	306.7	20.0	6.5
48	WAMI	308.1	877.9	877.9	877.9	877.9		
50	AK NATIVE LNG CENTER		333.6	437.4	333.6	393.6	60.0	17.9
52	GENL MISC RESEARCH	127.5	766.1	766.1	766.1	766.1		
54	NAVAL ARCTIC RESEARCH LAB		3325.7	3325.7	3325.7	3325.7		
	FBX CAMPUS							
58	INSTRUCTION	7370.0	7371.1	7360.5	7371.1	7500.0	128.9	1.7
60	TANANA VAL CC/INSTRUCTION	600.1	837.0	987.0	937.0	1097.0	260.0	31.0
62	TANANA VAL CC/ADMINISTRATION		442.3	442.3	442.3	442.3		
64	ACADEMIC SUP SVC/LIBRARY & MED	1310.4	1552.5	1554.5	1552.5	1554.5	2.0	8.1
66	ACADEMIC SUP SVC/MUSEUM	226.6	338.2	365.7	345.0	365.7	27.5	8.1
68	ACADEMIC SUP SVC/PUBLIC BRDCST		727.1	727.1	727.1	727.1		
70	STUDENT SUP SVC/STUDENT SVCS	752.1	927.3	927.3	927.3	927.3		
72	STUDENT SUP SVC/INTERCOLL ATHL		235.5	252.0	235.5	252.0	16.5	7.0
74	STUDENT SUP SVC/STUDENT AID	74.7	424.7	424.7	424.7	424.7		
76	INSTITUTIONAL SUP/CHANCELLOR'S		296.5	296.5	296.5	296.5		
78	INSTITUTIONAL SUP/ADMIN SVCS	1244.2	1094.3	1094.3	1094.3	1094.3		
80	INSTITUTIONAL SUP/SAFETY & SEC	416.9	498.0	528.0	528.0	528.0	30.0	6.0
82	INSTITUTIONAL SUP/PHYSICAL PLT	5238.7	6210.4	6210.4	6210.4	6210.4		
84	INST SUP/ADMISSION & REGISTRAT		377.9	377.9	377.9	377.9		
86	INST SUP/DEBT SERVICE	783.1	783.7	783.7	783.7	783.7		
88	AUXILIARY SVCS/HOUSING SYSTEM	2218.8	2847.5	2847.5	2847.5	2847.5		
90	AUXILIARY SVCS/YAK ESTATES	372.4	399.4	399.4	399.4	399.4		
92	AUXILIARY SVCS/BOOKSTORE	711.0	748.1	748.1	748.1	748.1		
94	AUXILIARY SVCS/STUDENT CENTER	91.0	315.9	319.9	315.9	315.9		
96	AUXILIARY SVCS/GRAPHIC SVCS	312.2	336.0	336.0	336.0	336.0		
98	AUXILIARY SVCS/WAREHOUSE SVCS	332.5	408.0	408.0	408.0	408.0		
100	AUXILIARY SVCS/INFIRMARY DISPN	3.4	4.0					
102	ARTTC		291.7				4.0-	100.0-
104	STATEWIDE COOP EXTNS	1370.0	1614.0	1614.0	1614.0	1614.0	291.7-	100.0-
	SOUTHEASTERN REGION							
108	SE SENIOR COLLEGE	340.0	463.3	566.8	718.2	718.2	254.9	55.0
110	JUNEAU-DOUGLAS CC	760.0	1054.5	1079.9	1086.6	1172.8	118.3	11.2
112	LIBRARY & MEDIA	130.0	156.3	162.0	162.0	162.0	5.7	3.6
114	STUDENT SUPPORT SERVICES	203.1	298.0	301.5	298.0	339.5	41.5	13.9
116	INST SUP/CHANCELLORS OFFICE	91.2	104.8	124.7	124.7	124.7	19.9	18.9
118	INST SUP/ADMIN SERVICES	163.0	220.8	220.8	220.8	265.8	45.0	20.3

76/06/11

STATE OF ALASKA -- OPERATING BUDGET SUMMARY

* * * * * UNIVERSITY OF ALASKA * * * * *

SHORT FORM PAGE	BUDGET COMPONENT	FISCAL YEAR 1977					GOVERNOR - FCC DIFFERENCE PERCENTAGE	
		FY 1976 AUTHORIZED	GOVERNOR	HOUSE	SENATE	F.C.C.		
120	INST SUP/PHYSICAL PLANT	150.0	177.4	211.3	262.8	262.8	85.4	48.1
122	INST SUP/COMM CTRS & PUB SVC	137.7	328.2	345.7	448.3	448.3	120.1	36.5
124	KETCHIKAN CC/INSTRUCTION	112.6	364.0	364.0	364.0	428.1	62.1	17.0
126	KETCHIKAN CC/LIBRARY	43.4	61.7	61.7	61.7	61.7		
128	KETCHIKAN CC/ADMIN	68.2	79.4	79.4	79.4	79.4		
130	KETCHIKAN CC/PHYSICAL PLANT	50.0	64.6	79.6	79.6	79.6	15.0	23.2
132	KETCHIKAN CC/VOCATIONAL INSTR	136.8						
134	KETCHIKAN CC/COMM SVCS	25.2	29.0	29.0	29.0	29.0		
136	SITKA CC/INSTRUCTION	97.2	236.1	236.1	275.0	275.0	38.9	16.4
138	SITKA CC/LIBRARY	15.5	22.4	22.4	22.4	22.4		
140	SITKA CC/ADMIN	119.7	74.3	74.3	74.3	74.3		
142	SITKA CC/PHYSICAL PLANT	42.1	19.5	43.3	43.3	43.3	23.8	122.0
144	SITKA CC/ADULT LRNG CTR	41.7						
146	SITKA CC/SJ CONSORTIUM		50.0	50.0	50.0	50.0		
148	SE AUX SVCS/JNO BOOKSTORE	22.0						
150	SE AUX SVCS/RENTAL PROPERTY	25.4	27.9	27.9	27.9	27.9		
152	SE AUX SVCS/KETCHIKAN BOOKSTOR	4.0						
154	SE AUX SVCS/SITKA BOOKSTORE	3.0						
156	SE AUX SVCS/SE BOOKSTORES		58.8	58.8	73.8	73.8	15.0	25.5
158	SE AUX SVCS/JDCC VOCATIONAL SP		3.0	3.0	3.0	3.0		
SOUTH CENTRAL REGION								
162	ANCH SR COLL/INSTRUCTION	1683.2	2363.2	2363.2	2363.2	2443.2	80.0	3.3
164	ANCH SR COLL/SR COLL ADMIN	150.1	145.7	145.7	145.7	145.7		
166	ANCH SR COLL/SELF SUPPORT	66.7	78.5	78.5	78.5	78.5		
168	ANCHORAGE COMMUNITY COLLEGE	5150.0	8023.9	8073.9	8073.9	8273.9	250.0	3.1
170	ACADEMIC SUP SVC/LIBRARY & MED	800.0	904.2	974.6	904.2	1019.2	115.0	12.7
172	ACADEMIC SUP SVC/CRIMINAL JUST		378.4	378.4	378.4	378.4		
174	ACADEMIC SUP SVC/CTR ALCOH & A	64.1	167.3	167.3	167.3	167.3		
176	ACADEMIC SUP SVC/PERFORM ARTS	50.0	148.3	168.1	168.1	168.1	19.8	13.3
178	STU SUP SVC/STUDENT AFFAIRS	238.8	269.2	269.2	269.2	269.2		
180	STU SUP SVC/CNSLNG & TESTING	202.0	300.6	300.6	300.6	300.6		
182	STU SUP SVC/AUDITORIUM	50.0						
184	STU SUP SVC/INTERCOLL ATHL	84.5	104.9	104.9	104.9	104.9		
186	STU SUP SVC/STU FIN AID		1750.1	1750.1	1750.1	1750.1		
188	INST SUP/CHANCELLORS OFFICE	249.6	332.4	332.4	332.4	332.4		
190	INST SUP/ADMIN SVCS	567.3	683.9	683.9	683.9	683.9		
192	INST SUP/PHYSICAL PLANT	1288.5	1472.0	1472.0	1472.0	1872.0	400.0	27.1
194	INST SUP/SAFETY & SECURITY	71.4	83.1	83.1	83.1	83.1		
196	INST SUP/COMPUTER SERVICES	287.3	354.1	354.1	354.1	403.0	48.9	13.8
198	INST SUP/ADMISSIONS & RECORDS	452.0	539.0	539.0	539.0	539.0		
200	MAT-SU CC/INSTRUCTION	113.5	296.8	321.4	359.0	359.0	62.2	20.9
202	MAT-SU CC/LIBRARY	40.0	40.5	40.5	40.5	64.6	24.1	59.5
204	MAT-SU CC/ADMIN	87.4	107.5	107.5	107.5	107.5		
206	MAT-SU CC/PHYSICAL PLANT	48.0	47.9	62.9	79.0	79.0	31.1	64.9
208	MAT-SU CC/CAREER ED	53.9						
210	AUX SVCS/ANCH BOOKSTORE	807.4	779.2	779.2	779.2	779.2		
212	AUX SVCS/ANCH FOOD SERVICE	383.2	508.0	508.0	508.0	508.0		
214	AUX SVCS/ANCH STUDENT CENTER		20.0	20.0	20.0	20.0		
216	AUX SVCS/MAT-SU BOOKSTORE	5.0	6.5	6.5	6.5	6.5		
218	PUBLIC SERVICE	542.0						
RURAL EDUCATION								
222	KODIAK CC INSTRUCTION	240.2	555.5	606.4	555.5	606.4	50.9	9.1
224	KODIAK CC LIBRARY	46.4	61.1	61.1	61.1	61.1		
226	KODIAK CC ADMIN	89.4	103.6	103.6	118.4	118.4	14.8	14.2
228	KODIAK CC PHYSICAL PLANT	82.9	92.7	152.7	117.7	152.7	60.0	64.7
230	KODIAK CC CAREER ED	109.2						
232	KENAI CC INSTRUCTION	155.1	461.8	527.5	525.3	527.5	65.7	14.2
234	KENAI CC LIBRARY	42.0	51.2	51.2	51.2	51.2		
236	KENAI CC ADMIN	104.0	164.0	164.0	164.0	164.0		
238	KENAI CC PHYSICAL PLANT	61.2	68.1	88.1	68.1	108.0	39.9	58.5
240	KENAI CC CAREER ED	162.9						

76/06/11

STATE OF ALASKA -- OPERATING BUDGET SUMMARY

* * * * * UNIVERSITY OF ALASKA * * * * *

SHORT FORM PAGE	BUDGET COMPONENT	FY 1976 AUTHORIZED	FISCAL YEAR 1977				GOVERNOR DIFFERENCE	FCC PERCENTAGE
			GOVERNOR	HOUSE	SENATE	F.C.C.		
242	KENAI CC NON CREDIT INST	12.0						
244	KUSKOKWIM CC INSTRUCTION	400.0	1225.1	1626.4	1581.7	1626.4	401.3	
246	KUSKOKWIM CC LIBRARY	55.0	83.8	84.8	105.4	105.4	21.6	
248	KUSKOKWIM CC ADMIN	130.0	143.7	163.1	163.1	163.1	19.4	
250	KUSKOKWIM CC PHYS PLANT	35.0	38.8	38.8	64.1	64.1	25.3	
252	KUSKOKWIM CC CAREER ED	60.0						
254	NW CC INSTRUCTION	275.0	103.8	240.1	230.1	230.1	126.3	
256	NW CC LIBRARY		5.0	10.0	10.0	10.0	5.0	
258	NW CC ADMIN		85.3	85.3	105.9	105.9	20.6	
260	NW CC PHYS PLANT		46.0	46.0	64.0	64.0	18.0	
262	OUTREACH EXTENSION CTRS		833.8	948.8	873.8	873.8	40.0	
264	ARTTC			620.9				
266	OUTREACH CENTRAL SUPPORT			300.0	75.0			
268	OUTREACH RURAL AREA CENTERS				750.0	750.0	750.0	
270	RURAL AUX SVCS/KODIAK BKSTR	1.2	8.0	8.0		8.0		
272	RURAL AUX SVCS/KENAI BKSTR	7.3	7.3	7.3	7.3	7.3		
274	RURAL AUX SVCS/KUSK BKSTR	5.0	7.0	7.0	7.0	7.0		
	PROGRAM CATEGORY TOTALS	51604.2	93150.5	95112.8	92149.3	97322.1**	4171.6	
	FUNDING							
	GENERAL FUND	36124.3	49760.1	52643.6	50428.7	55713.6**	5953.5	
	FEDERAL RECEIPTS	655.3	499.3	1099.6	499.3	499.3		
	OTHER FUNDS	14824.6	42891.1	41369.6	41221.3	41109.2	1781.9-	

76/06/11

STATE OF ALASKA -- OPERATING BUDGET SUMMARY

* * * * * SOCIAL SERVICES * * * * *

SHORT FORM PAGE	BUDGET COMPONENT	FY 1976 AUTHORIZED	FISCAL YEAR 1977				GOVERNOR - FCC DIFFERENCE	PERCENTAGE
			GOVERNOR	HOUSE	SENATE	F.C.C.		
2	OFFICE OF THE GOVERNOR							
4	BOARD OF CHILD ADVOCACY	76.8	95.4	83.4	95.4	95.4		
6	PIONEERS HOME ADVISORY BOARD	10.7	11.9	10.0	11.9	11.9		
8	ALASKA PLAN COMMITTEE	250.0		275.0	100.0	275.0**	275.0	
10	CETA							
12	TITLE I	6603.9	2050.7	2050.7	2050.7	2050.7		
14	SUMMER EMPLOY DISADVANTG YOUTH		1254.5	1254.5	1254.5	1254.5		
16	TITLE II	5470.4	1272.8	1272.8	1272.8	1272.8		
18	OLDER AMERICANS		64.2	64.2	64.2	64.2		
20	TITLE III		1252.4				1252.4-	100.0-
22	TRANSPORTATION & RECREATION		32.6	82.6	32.6	32.6**		
24	TITLE VI		2818.8	2818.8	2818.8	2818.8		
26	PIPELINE RETRAINING							
28	GOVERNORS GRANT	357.6	202.7	202.7	202.7	202.7		
30	PIPELINE IMPACT	3200.0						
32	ADMINISTRATION		903.2	785.0	903.2	903.2		
34	DEPARTMENT OF ADMINISTRATION							
36	DONATED COMMODITIES	53.3						
38	LONGEVITY BONUS	6500.0	6617.3	6610.9	6617.3	6617.3		
40	PIONEERS HOMES							
42	SITKA HOME	1600.2	1888.8	1831.8	1933.3	1933.3**	44.5	2.3
44	FAIRBANKS HOME	1640.4	1992.9	1953.3	1991.4	1991.4**	1.5-	
46	PALMER HOME	1303.1	1634.6	1605.6	1609.5	1634.6		
48	KOTZEBUE HOME	78.0	253.5		645.4	645.4	391.9	154.5
50	ANCHORAGE HOME		704.8	704.8	575.0	704.8		
52	CENTRAL OFFICE	95.5	95.9	93.9	97.9	97.9	2.0	2.0
54	MINORITY TRAINING	164.6						
56	DEPARTMENT OF EDUCATION							
58	VOCATIONAL REHABILITATION							
60	COUNSELING & PLACEMENT	1249.7	1543.4	1432.9	1491.8	1491.8	51.6-	3.3-
62	SERVICES TO CLIENTS	1387.7	1619.9	1469.9	1522.2	1469.9	150.0-	9.2-
64	ADMINISTRATION	321.7	479.2	420.9	460.5	460.5	18.7-	3.9-
66	SPECIALIZED FACILITIES	58.9	55.0	55.0	54.7	55.0		
68	DISABILITY DETERMINATION	370.9	376.1	349.9	357.3	357.3	18.8-	4.9-
70	EMPLOYMENT OF THE HANDICAPPED	20.5	22.3		20.5	20.5	1.8-	8.0-
72	YOUTH EMPLOYMENT SERVICE	136.5	150.2		150.2	150.2		
74	DOE/CETA							
76	ADMINISTRATION	205.2	254.7	254.7	254.7	254.7		
78	GRANTS	507.3	1467.3	663.4	664.9	664.9	802.4-	54.6-
80	GRANTS (PLI)	750.0						
82	SKILL CENTER	1720.0	2060.8	2057.8	2060.8	2060.8		
84	DEPARTMENT OF HEALTH & SOCIAL SERVICES							
86	ASSISTANCE PAYMENTS							
88	AFDC	12614.5	13499.4	13499.4	13250.0	13250.0	249.4-	1.8-
90	OLD AGE ASSISTANCE	2149.7	1897.5	1897.5	1897.5	1897.5		
92	LONGEVITY BONUS PROJECT	17.0						
94	AID TO THE BLIND	86.4	87.9	87.9	87.9	87.9		
96	AID TO THE DISABLED	1837.3	1872.2	1872.2	1872.2	1872.2		
98	GENERAL RELIEF	401.0	330.0	268.5	330.0	330.0		
100	PROGRAM SERVICES							
102	HOMEMAKER SERVICES	400.0	564.7	577.5	564.7	577.5	12.8	2.2
104	FOSTER CARE	1500.0	1914.9	2170.4	1527.9	1527.9	387.0-	20.2-
106	INSTITUTIONAL CARE	1811.3	2318.9	2456.7	2168.0	2168.0	150.9-	6.5-
108	DAY CARE	590.0	683.1	400.0	730.0	730.0	46.9	6.8
110	ADOPTIONS	34.5	38.0	22.1	39.7	39.7	1.7	4.4
112	PROTECTIVE SERVICES	313.4	257.3	360.2	257.3	257.3		
114	OTHER SERVICES	16.3	17.7	10.0	17.7	27.7**	10.0	56.4
116	ALCANTRA							
118	OPERATIONS	548.1	630.4	630.4	630.4	630.4**		
120	DEBT SERVICE	132.8	132.8	132.8	132.8	132.8		
122	SOCIAL SERVICES							
124	SOCIAL WORK	2807.7	3752.4	3549.1	3762.4	3794.4**	42.0	1.1

76/06/11

STATE OF ALASKA -- OPERATING BUDGET SUMMARY

* * * * * SOCIAL SERVICES * * * * *

SHORT FORM PAGE	BUDGET COMPONENT	FISCAL YEAR 1977					GOVERNOR - FCC DIFFERENCE PERCENTAGE	
		FY 1976 AUTHORIZED	GOVERNOR	HOUSE	SENATE	F.C.C.		
116	WRANGELL SOCIAL WORK			30.0				
118	UNALAKLEET SOCIAL WORK			30.0				
120	ELIGIBILITY							
122	ELIGIBILITY DETERMINATION	2049.5	2516.3	2526.5	2486.9	2526.5**	10.2	.4
	STAFF DEVELOPMENT		195.6	195.6	195.6	195.6		
126	SOCIAL SERVICES ADMIN							
128	CENTRAL OFFICE	417.9	405.2	405.2	405.2	430.2	25.0	6.1
130	FIELD SERVICES SUPPORT	729.2	933.0	927.3	930.4	927.3	5.7-	.6-
134	STAFF DEVELOPMENT	718.6	767.8	767.8	767.8	767.8		
136	WIN	1220.5	992.2	991.4	992.2	992.2		
	OFFICE OF AGING	1382.6	1596.1	1584.8	1639.8	1639.8	43.7	2.7
138	ALCOHOLISM							
140	ADMINISTRATION	230.8	510.2	490.6	510.2	510.2		
	ALCOHOLISM GRANTS	2170.0	2565.4	3013.0	2565.4	2750.0**	184.6	7.1
144	DRUG ABUSE	215.4	238.1		238.1	238.1		
146	ADMINISTRATION	619.6	680.0	690.0	690.0	725.0**	45.0	6.6
	DRUG ABUSE GRANTS							
150	ADMINISTRATION (DHSS)	211.1	469.5	540.5	394.5	394.5	75.0-	15.9-
152	OFFICE OF THE COMMISSIONER	174.8	241.3	221.3	244.2	221.3	20.0-	8.2-
154	DIRECTOR/REGIONAL OFFICES	230.0	272.4	270.4	272.4	272.4		
156	PERSONNEL	209.0	265.3	260.6	265.3	265.3		
158	SUPPLY	639.7	775.9	697.7	775.9	775.9		
160	FINANCIAL MANAGEMENT	63.1	58.8	58.8	58.8	58.8		
164	GRAPHIC ARTS/LIBRARY	511.5	661.7	582.0	642.1	642.1	19.6-	2.9-
166	QC/COLLECTION AGENCY	150.0						
	CHILD SUPPORT ENFORCEMENT							
168	DEPARTMENT OF LABOR							
170	FISHERMANS FUND	271.9	276.4	276.4	276.4	276.4		
	SECOND INJURY FUND	268.6	316.7	298.6	316.7	316.7		
172	EMPLOYMENT SECURITY							
174	EMPLOYMENT SECURITY (PLI)	2888.7						
176	UNEMPLOYMENT INSURANCE	3055.2	5576.4	4215.7	5576.4	5576.4		
178	FOOD STAMPS	171.5						
180	COMPUTER PLACEMENT	232.4						
182	ADMINISTRATION (ES)	1949.9	2559.2	2487.7	2559.2	2559.2		
186	EMPLOYMENT SERVICES	2410.5	6433.6	5459.7	6453.6	6453.6	20.0	.3
	ALYESKA TRAINING	750.0						
188	CONTRACTS							
190	WIN	1500.8	1105.1	1105.1	1105.1	1105.1		
192	COMMUNITY SERVICE			86.1	50.0	86.1**	86.1	
	HITCHHIKE	202.7						
194	GRANTS							
196	JOBS OPTIONAL							
198	MDTA							
200	JOB CORPS	334.9	330.6	330.6	330.6	330.6		
202	NAB JOBS		68.5	68.5	68.5	68.5		
204	LABOR MARKET INFORMATION	103.4	361.2	341.6	361.2	361.2		
206	CETA CONTRACTS	1538.1	1505.5	1204.1	1204.1	1204.1	301.4-	20.0-
	OFFICE OF THE COMMISSIONER	429.9	506.0	502.0	496.5	496.5	9.5-	1.8-
208	DEPARTMENT OF COMMERCE & ECONOMIC DEVELOPMENT							
	VETERANS SERVICE COUNCIL	51.3	57.3	57.3	57.3	57.3		
210	DEPARTMENT OF COMMUNITY & REGIONAL AFFAIRS							
212	SENIOR CITIZENS TAX EXEMPTION	986.4	1300.0	1050.0	1300.0	1300.0		
214	WORK EXPERIENCE	2500.0	2591.3	2693.2	2693.2	2693.2	101.9	3.9
216	COMMUNITY SERVICES	566.7	820.0	800.0	960.0	1010.0**	190.0	23.1
	DAY CARE/HEAD START	1541.0	1476.1	1615.6	1632.0	1632.0	155.9	10.5
218	STATE BOND COMMITTEE							
	DEBT SERVICE	828.6	900.7	900.7	900.7	900.7		
	PROGRAM CATEGORY TOTALS	93918.7	99502.5	94115.6	96999.0	97676.0**	1826.5-	1.8-
	FUNDING							
	GENERAL FUND	36689.7	40879.9	40194.7	40927.1	41406.5**	526.6	1.2
	FEDERAL RECEIPTS	42605.1	40665.4	37079.8	39142.4	39241.2**	1424.2-	3.5-
	OTHER FUNDS	14623.9	17957.2	16841.1	16929.5	17028.3	928.9-	5.1-

76/06/10

STATE OF ALASKA -- OPERATING BUDGET SUMMARY

* * * * * HEALTH * * * * *

SHORT FORM PAGE	BUDGET COMPONENT	FY 1976	FISCAL YEAR 1977				GOVERNOR - FCC DIFFERENCE	PERCENTAGE
		AUTHORIZED	GOVERNOR	HOUSE	SENATE	F.C.C.		
	DEPARTMENT OF HEALTH & SOCIAL SERVICES							
	NURSING							
2	FIELD NURSING	2430.7	3143.7	3143.7	3049.3	3143.7		
4	HOME HEALTH SERVICE	24.7	32.0	29.8	32.9	32.9		
6	ADMINISTRATION	476.3	653.7	653.7	634.4	634.4	19.3-	2.9-
8	EARLY SCREENING	137.7	155.5	154.1	159.6	159.6	4.1	2.6
	COMMUNICABLE DISEASE CONTROL							
12	TB CONTROL	573.7	684.7	630.7	654.8	654.8	29.9-	4.3-
14	VD CONTROL	202.1	236.4	236.4	266.2	266.2**	29.8	12.6
16	IMMUNIZATION	52.1	54.0	47.5	60.3	156.3	102.3	189.4
18	EPIDEMIOLOGY	189.6	167.3	162.3	168.2	168.2	.9	.5
	ENVIRONMENTAL HEALTH							
22	GENERAL SANITATION	774.1	1045.8	983.7	1024.4	1024.4	21.4-	2.0-
24	SEAFOOD SANITATION	85.8	111.4	107.8	114.4	114.4	3.0	2.6
	CHILD & FAMILY HEALTH							
28	FAMILY PLANNING	194.2	220.6	210.5	218.0	220.6		
30	MATERNAL & CHILD HEALTH	215.3	219.7	216.6	219.7	219.7**		
32	CRIPPLED CHILDREN	898.0	1000.2	689.2	1075.3	1075.3	75.1	7.5
34	COMMUNICATIVE DISORDERS	272.3	356.5	342.3	359.1	359.1	2.6	.7
36	CHILD STUDY CENTER	139.7	207.8	207.8	207.8	207.8		
38	ADMINISTRATION	54.5	89.7	89.1	96.3	96.3	6.6	7.3
40	NUTRITION	92.7	101.8	100.0	103.4	103.4	1.6	1.5
	LABORATORIES							
44	REGIONAL LABORATORIES	918.9	1067.1	1158.0	1125.8	1125.8	58.7	5.5
46	ADMINISTRATION	61.8	79.2	76.2	79.2	79.2		
	HEALTH INFORMATION SYSTEM							
50	HEALTH INFORMATION	122.5	204.6	183.8	148.0	148.0	56.6-	27.6-
52	REGISTRY OF HUMAN IMPAIRMENTS	50.7			61.5	61.5	61.5	
56	CERTIFICATION & LICENSING	228.2	275.2	247.7	275.2	275.2		
	PUBLIC HEALTH ADMINISTRATION							
58	HEALTH EDUCATION	140.3	122.8	113.1	122.8	122.8		
60	GRANTS TO GAAB	500.0	500.0	574.0	500.0	574.0**	74.0	14.8
62	PUBLIC HEALTH ADMINISTRATION	354.6	414.5	425.0	411.2	406.2	8.3-	2.0-
64	ALASKA PSYCHIATRIC INSTITUTE	4571.3	5755.0	5736.2	5363.5	5463.5	291.5-	5.0-
66	HARBORVIEW CENTER	3337.9	4281.1	4274.3	4247.5	4262.5	18.6-	.4-
68	CONTRACT INSTITUTIONS	1055.6	2433.9	2431.1	2433.9	2433.9		
70	PSYCHIATRIC SECURITY UNIT	218.2	485.4	473.9	485.4	485.4		
	STATE MENTAL HEALTH CENTERS							
72	JUNEAU	175.1	247.1	247.1	247.1	247.1		
74	ANCHORAGE	227.1						
76	FAIRBANKS	205.3	299.2	299.2	299.2	299.2		
80	COMMUNITY MENTAL HEALTH CENTER	630.9	1034.1	1084.1	1235.9	1566.8**	532.7	51.5
	MENTAL HEALTH ADMINISTRATION							
82	DEVELOPMENTAL DISABILITIES	142.8	100.0	120.0	100.0	120.0**	20.0	20.0
84	ADMINISTRATION	264.1	492.8	472.2	470.0	470.0	22.8-	4.6-
86	MEDICAID	14196.4	17908.5	16850.5	16908.5	16908.5	1000.0-	5.5-
88	GENERAL RELIEF MEDICAL	3456.9	3681.9	2433.6	2542.1	2542.1	1139.8-	30.9-
90	PUBLIC ASSISTANCE ADMIN	791.3	1502.5	1468.0	1302.2	1368.0	134.5-	8.9-
	COMPREHENSIVE HEALTH PLANNING							
92	PLANNING	246.0	334.6	293.0	334.6	334.6		
94	FACILITIES DEVELOPMENT	112.0	143.1	143.1	143.1	143.1		
96	EMERGENCY MEDICAL PLANNING	48.2	59.1	59.1	61.9	61.9	2.8	4.7
98	EMERGENCY MEDICAL SERVICES		450.0	450.0	450.0	450.0		
	STATE BOND COMMITTEE							
100	DEBT SERVICE	763.5	1170.9	1170.9	1170.9	1170.9		
	PROGRAM CATEGORY TOTALS	39633.1	51523.4	48789.3	48963.6	49757.3**	1766.1-	3.4-
	FUNDING							
	GENERAL FUND	27829.6	34351.5	32241.1	32471.6	33238.4**	1113.1-	3.2-
	FEDERAL RECEIPTS	9728.9	12248.6	11617.0	11564.6	11591.5	657.1-	5.3-
	OTHER FUNDS	2074.6	4923.3	4931.2	4927.4	4927.4	4.1	

76/06/10

STATE OF ALASKA -- OPERATING BUDGET SUMMARY

* * * * * NATURAL RESOURCE MANAGEMENT * * * * *

SHORT FORM PAGE	BUDGET COMPONENT	FISCAL YEAR 1977					GOVERNOR - FCC DIFFERENCE PERCENTAGE	
		FY 1976 AUTHORIZED	GOVERNOR	HOUSE	SENATE	F.C.C.		
2	OFFICE OF THE GOVERNOR	777.5	1934.1	556.9	1067.3	556.9	1377.2-	71.2-
	LIMITED ENTRY							
	FISHERIES COMMISSIONS							
4	INTERNATIONAL NORTH PACIFIC	11.8	16.0	16.0	11.9	16.0		
6	INTERNATIONAL FISHERIES	89.6	110.0	110.0	107.5	107.5	2.5-	2.2-
8	PACIFIC MARINE FISHERIES	21.4	23.5	23.5	23.5	23.5	23.5-	100.0-
10	LAW OF THE SEA	21.1	23.6	23.6	23.3	23.6		
	OFFICE OF THE GOVERNOR							
14	ATHLETIC COMMISSION	44.7	17.3	24.8	24.8	24.8	7.5	43.3
16	COASTAL ZONE MGMT & OCS PLNG	275.3	1450.0	1556.0	1556.0	1556.0	106.0	7.3
	STATE PIPELINE SURVEILLANCE							
18	OIL PIPELINE SURVEILLANCE	2045.7	2434.7	2352.1	2434.7	2434.7		
20	GAS PIPELINE REVIEW		187.5		187.5	187.5		
	DEPARTMENT OF REVENUE							
22	FISH & GAME LICENSING	209.1	406.9	385.3	406.9	406.9		
	DEPARTMENT OF NATURAL RESOURCES							
	LAND MANAGEMENT							
24	MINERAL LEASING	184.0	239.1	224.3	239.1	239.1		
26	CENTRAL OFFICE	325.4	439.0	433.8	439.0	439.0		
28	SOUTHEAST DISTRICT	205.2	296.0	296.0	296.0	296.0		
30	SOUTHCENTRAL DISTRICT	163.8	289.2	260.4	276.6	289.2**		
32	NORTHCENTRAL DISTRICT	180.0	338.0	329.2	320.9	338.0**		
36	WATER MANAGEMENT	186.4	227.4	190.0	227.4	227.4		
	ADMINISTRATION & SUPPORT							
38	CADASTRAL ENGINEERING	605.0	889.9	889.9	848.7	848.7	41.2-	4.6-
40	ADMINISTRATION	754.5	701.2	660.6	678.9	678.9**	22.3-	3.1-
	GEOLOGICAL & GEOPHYSICAL PRGMS							
44	RESOURCE INVESTIGATION	237.6	1083.4	1083.4	1000.2	1031.1**	52.3-	4.8-
46	PUBLICATIONS	562.3	137.5	137.5	137.5	137.5		
48	MINERAL LABORATORY	157.0	199.0	199.0	195.1	199.0		
50	REGULATION & INFORMATION	37.9	127.3	127.3	127.3	127.3		
52	ADMINISTRATION	315.3	196.1	196.1	196.7	196.7	.6	.3
56	REGULATION	711.5	1176.3	1163.0	1147.7	1147.7**	28.6-	2.4-
58	ROYALTY OIL & GAS BOARD	137.8	157.9	106.9	150.7	150.7	7.2-	4.5-
	FOREST PROTECTION & MGMT							
60	FOREST PROTECTION - STATE	475.4	818.9	774.6	818.9	774.6**	44.3-	5.4-
62	FOREST PROTECTION - BLM	420.0	1247.0	417.6	417.6	417.6	829.4-	66.5-
64	RESEARCH & TECHNICAL	27.5	40.0	40.0	40.0	40.0		
66	MGMT & TIMBER SALES	122.5	156.3	156.3	156.3	156.3		
68	ADMINISTRATION	64.1	74.8	74.8	76.4	76.4	1.6	2.1
72	CONSERVATION ACTION CORPS	300.0	408.7	408.7	408.7	408.7		
	PARKS & RECREATION-DISTRICTS							
74	MAT-SU	246.3	345.0	343.1	335.3	335.3	9.7-	2.8-
76	CHUGACH	252.2	328.3	328.3	328.0	328.3		
78	KENAI-KODIAK	141.7	176.2	176.2	176.7	176.7	.5	.2
80	SOUTHEAST	129.0	163.2	161.9	165.2	165.2**	2.0	1.2
82	COPPER BASIN	93.5	90.9	69.9	90.9	90.9		
84	INTERIOR	235.5	303.4	300.1	305.0	305.0**	1.6	.5
	PARK MANAGEMENT							
88	OPERATIONS ADMINISTRATION	53.3	51.9	49.7	51.9	51.9		
90	PARK DEVELOPMENT	129.2	61.9	61.9	62.0	62.0	.1	.1
92	ADMINISTRATION & SUPPORT	225.0	234.3	234.3	234.3	234.3		
	STATEWIDE PROGRAMS							
96	HISTORIC PRESERVATION	93.7	92.3	92.3	90.9	90.9	1.4-	1.5-
98	ARCHAEOLOGY	44.8	54.5	54.5	54.5	54.5		
100	STATE-FEDERAL COORDINATION	51.2	98.3	98.3	98.3	98.3		
102	TRAILS & FOOTPATHS		100.0	215.0	100.0	215.0	115.0	115.0
104	DIRECTION & SUPPORT		104.2	104.2	104.2	104.2		
	LAND USE PLANNING							
108	PLANNING UNIT	74.8	66.4	66.4	66.4	66.4		
110	STATE-FEDERAL COMMISSION	689.1	671.2	671.2	671.2	671.2		

76/06/10

STATE OF ALASKA -- OPERATING BUDGET SUMMARY

* * * * * NATURAL RESOURCE MANAGEMENT * * * * *

SHORT FORM PAGE	BUDGET COMPONENT	FY 1976 AUTHORIZED	FISCAL YEAR 1977				GOVERNOR - DIFFERENCE	FCC PERCENTAGE
			GOVERNOR	HOUSE	SENATE	F.C.C.		
114	OFFICE OF THE COMMISSIONER	402.1	880.9	890.9	710.2	890.9**	10.0	1.1
116	PIPELINE ADMIN & SUPPORT		59.7	59.7	59.7	59.7		
118	COASTAL ZONE COORDINATION		31.1	31.1	31.1	31.1		
	DEPARTMENT OF FISH & GAME							
	COMMERCIAL FISH							
120	RESEARCH	917.0	1580.5	1613.0	1561.8	1586.8	6.3	.3
122	MANAGEMENT	3116.9	3828.2	3792.2	3800.0	3800.0	28.2-	.6-
124	ADMINISTRATION & SUPPORT	348.0	436.0	391.7	412.4	576.7	140.7	32.2
126	FEDERAL AID PROGRAMS	1147.8	1344.9	1344.9	1344.9	1344.9		
	GAME							
130	INVESTIGATIONS/RESEARCH	3009.4	3671.4	3571.4	3671.4	3571.4	100.0-	2.7-
132	MANAGEMENT	302.4	287.0	387.0	287.0	377.0	90.0	31.3
134	HUNTER SAFETY	108.3	111.6	366.6	111.6	111.6		
136	ADMINISTRATION & SUPPORT	248.3	299.3	299.3	299.3	299.3		
	SPORT FISH							
140	INVESTIGATIONS/RESEARCH	1492.3	1927.9	1927.9	1927.9	1927.9		
142	MANAGEMENT	729.0	723.1	723.1	723.1	723.1		
144	SPORT FISH RESTORATION	39.6	43.0	43.0	43.0	43.0		
146	ADMINISTRATION & SUPPORT	134.8	153.5	153.5	153.5	153.5		
	FISH							
150	HATCHERIES	104.1	106.7	106.7	112.2	112.2	5.5	5.1
152	KITOI BAY	343.6	485.9	451.7	494.5	494.5	8.6	1.7
154	FIRELAKE-FT RICHARDSON	404.0	456.5	450.0	456.5	456.5		
156	CRYSTAL LAKE	73.0	93.9	93.9	93.9	93.9		
	FRED							
160	ANADROMOUS	1950.1	2726.0	2590.8	2679.1	2679.1	46.9-	1.7-
162	ECONOMIC DEVELOPMENT							
164	ADMINISTRATION	314.0	532.3	451.5	452.0	532.3		
	ADMINISTRATION & SUPPORT							
168	BOARD OF FISH & GAME	124.4	162.8	162.8	158.4	158.4	4.4-	2.7-
170	OFFICE OF THE COMMISSIONER	156.7	214.2	214.2	180.4	180.4	33.8-	15.7-
172	INFORMATION & EDUCATION	169.4	154.0	154.0	154.0	154.0		
174	ADMINISTRATIVE SERVICES	1504.3	1984.6	1967.9	1984.6	1984.6		
176	ENGINEERING SUPPORT	99.2	121.2	113.4	128.7	128.7	7.5	6.1
178	VESSELS	788.8	1153.8	1106.6	1153.5	1106.6	47.2-	4.0-
	HABITAT PROTECTION							
182	LAND USE PLANNING	149.8						
184	WATER PLANNING	54.7						
186	ACCESS	65.5						
188	PERMITS	115.3						
190	MARINE/COASTAL HABITAT MGMT	649.4	673.7	673.7	640.4	640.4	33.3-	4.9-
192	LAND & WATER PROTECTION		272.5	185.4	272.5	272.5		
194	LAND & WATER MANAGEMENT		239.0	224.9	239.0	239.0		
196	ADMINISTRATION		109.6	109.6	109.6	109.6		
198	HABITAT PIPELINE MONITORING	848.5	971.7	971.7	971.7	971.7		
	DEPARTMENT OF PUBLIC SAFETY							
	PROTECTION							
202	PROTECTION DETACHMENTS	2944.4	3475.7	3390.3	3419.2	3419.2	56.5-	1.6-
204	DIRECTOR'S OFFICE	495.0	543.8	530.3	556.0	556.0	12.2	2.2
206	AIRCRAFT	380.6	508.6	508.6	508.6	508.6		
208	VESSELS SECTION	352.5	580.3	580.3	852.2	852.2	271.9	46.8
212	PIPELINE PROTECTION	114.7	123.9	118.6	123.9	123.9		
	DEPARTMENT OF ENVIRONMENTAL CONSERVATION							
	WATER PROGRAMS							
214	WATER POLLUTION CONTROL	200.1	220.0	196.5	220.0	220.0		
216	WATER SUPPLY	72.9	108.1	78.1	108.1	108.1		
218	VILLAGE SAFE WATER	392.7	401.5	401.5	414.3	414.3	12.8	3.1
220	CONSTRUCTION GRANT ADMIN	133.4	46.9	46.9	48.5	48.5	1.6	3.4
222	DIRECTOR'S OFFICE	66.9	76.7	76.7	77.0	77.0	.3	.3
224	ENVIRONMENT ANALYSIS	167.5	259.8	259.8	259.8	259.8		
	TERRESTRIAL PROGRAMS							
228	AIR QUALITY	149.2	173.0	161.1	173.0	173.0		

76/06/10

STATE OF ALASKA -- OPERATING BUDGET SUMMARY

* * * * * NATURAL RESOURCE MANAGEMENT * * * * *

SHORT FORM PAGE	BUDGET COMPONENT	FY 1976 AUTHORIZED	FISCAL YEAR 1977				GOVERNOR - DIFFERENCE	FCC PERCENTAGE
			GOVERNOR	HOUSE	SENATE	F.C.C.		
230	LAND USE	285.5	182.0	171.5	182.0	182.0		
232	DIRECTOR'S OFFICE	75.6	79.7	79.7	80.7	80.7	1.0	1.2
236	PROGRAM COORDINATION	210.9	204.0	204.0	173.8	204.0		
	ADMINISTRATION & SUPPORT							
238	OFFICE OF COMMISSIONER	187.4	200.8	270.8	200.8	270.8**	70.0	34.8
240	ADVISORY BOARD	13.5	14.3	14.3	14.3	14.3		
242	MANAGEMENT SERVICES	201.2	276.2	260.8	263.5	260.8	15.4-	5.5-
244	TECHNICAL SERVICES	278.6	345.6	345.6	345.6	345.6		
	FIELD OPERATIONS							
248	PIPELINE-INDIRECT IMPACT	70.0						
250	PIPELINE-MONITORING	472.9	635.6	635.6	635.6	635.6		
	REGIONAL OFFICES							
254	SOUTHEAST REGION	93.7	210.5	147.3	213.3	210.5		
256	SOUTHCENTRAL REGION	241.7	430.3	333.1	416.8	416.8	13.5-	3.1-
258	NORTHERN REGION	227.1	419.6	326.2	389.2	389.2	30.4-	7.2-
260	PRINCE WILLIAM SOUND	75.7	143.1	95.2	143.1	143.1		
	STATE BOND COMMITTEE							
	DEBT SERVICE							
264	FISH & GAME FACILITIES	875.6	951.2	951.2	951.2	951.2		
266	WATER & SEWER	2412.0	2650.8	2650.8	2650.8	2650.8		
268	PARKS & RECREATION	298.1	295.7	295.7	295.7	295.7		
270	FIRE PROTECTION	189.0	186.1	186.1	186.1	186.1		
	PROGRAM CATEGORY TOTALS	43717.8	58366.9	55185.6	56039.5	56393.0**	1973.9-	3.3-
	FUNDING							
	GENERAL FUND	31254.6	41531.2	38935.9	39792.5	40882.0**	649.2-	1.5-
	FEDERAL RECEIPTS	6135.4	7915.3	8278.7	8193.4	8171.2	255.9	3.2
	OTHER FUNDS	6327.8	8920.4	7971.0	8053.6	7339.8	1580.6-	17.7-

76/06/09

STATE OF ALASKA -- OPERATING BUDGET SUMMARY

* * * * * PUBLIC PROTECTION * * * * *

SHORT FORM PAGE	BUDGET COMPONENT	FY 1976 AUTHORIZED	FISCAL YEAR 1977			GOVERNOR - FCC DIFFERENCE	PERCENTAGE	
			GOVERNOR	HOUSE	SENATE	F.C.C.		
2	DEPARTMENT OF LAW CONSUMER PROTECTION	270.7	346.8	304.2	340.7	340.7	6.1-	1.7-
4	DEPARTMENT OF REVENUE ALCOHOLIC BEVERAGE CONTROL BOA	263.4	333.3	325.6	326.5	326.5	6.8-	2.0-
	DEPARTMENT OF LABOR							
6	OSHA							
8	ADMINISTRATION	345.0	366.7	366.7	365.6	366.7		
10	COMPLIANCE INSPECTION	1078.9	1031.7	1031.7	1031.2	1031.2	1.5-	.6-
12	HEALTH INSPECTION	164.1	259.7	170.0	258.0	258.0		
14	RESEARCH	112.3	112.2	112.2	113.1	112.2		
16	TRAINING AND CONSULTATION	289.3	317.2	317.2	312.0	317.2		
20	PLANNING AND STANDARDS	141.2	172.0	172.0	174.7	174.7	2.7	1.5
	STATE INSPECTION	369.3	430.8	430.8	426.2	426.2	4.6-	1.0-
	DEPARTMENT OF COMMERCE & ECONOMIC DEVELOPMENT							
22	DEPARTMENT OF COMMERCE							
24	WEIGHTS AND MEASURES	722.0	925.0	902.8	901.6	901.6	23.4-	2.5-
28	WEIGHTS AND MEASURES (PLI)	100.0	98.8		121.8	98.8		
	BANKING AND SMALL LOANS	150.4	187.8	180.2	187.7	187.8		
30	BANKING, SECURITIES, ET AL							
32	SECURITIES AND LAND SALES	108.5	131.3	131.3	133.5	133.5	2.2	1.6
34	CORPORATIONS	94.2	120.8	120.8	123.1	123.1	2.3	1.9
	ADMINISTRATION	103.9	124.1	124.1	125.0	125.0	.9	.7
38	INSURANCE							
40	INSURANCE COMPANIES	135.3	237.0	233.4	232.2	232.2	4.8-	2.0-
42	RATES AND POLICY FORMS	115.4	141.7	141.7	141.7	141.7		
44	LICENSING	38.2	51.2	51.2	51.2	51.2		
	INVESTIGATION	48.3	79.6	79.6	78.0	79.6		
48	DEPARTMENT OF COMMERCE							
50	PUBLIC UTILITIES COMMISSION	944.7	1144.4	1198.3	1133.6	1198.3	53.9	4.7
52	TRANSPORTATION COMMISSION	790.0	999.5	995.1	1002.7	1002.7	3.2	.3
54	PIPELINE COMMISSION	295.0	330.4	330.4	330.4	330.4		
56	TRANSPORTATION COMMISSION (PLI)	50.0	58.9		67.7	58.9		
58	OCCUPATIONAL LICENSING BOARDS	478.1	634.8	590.9	635.1	635.1	.3	
60	ADMINISTRATION	518.4	557.7	556.3	553.7	553.7	4.0-	.7-
64	RENT CONTROL	154.9	157.1	157.1	157.1	157.1		
	PATIENT COMPENSATION FUND							
66	DEPARTMENT OF MILITARY AFFAIRS							
	CIVIL AIR PATROL	168.2	235.0	238.0	233.4	238.0	3.0	1.2
68	ALASKA DISASTER OFFICE							
70	CIVIL DEFENSE PLANNING	402.9	464.6	464.6	462.4	462.4	2.2-	.4-
72	RADIOLOGICAL PROGRAM	32.1	33.3	33.3	33.3	33.3		
74	CITY PARTICIPATION	95.0	104.5	104.5	104.5	104.5		
76	FLOOD CONTROL	52.0	52.1	52.1	52.1	52.1		
78	TRAINING	57.6	62.2	62.2	62.2	62.2		
	DISASTER RELIEF ACT	91.8	96.5	96.5	96.5	96.5		
82	ALASKA NATIONAL GUARD							
84	OFFICE OF ADJUTANT GENERAL	692.3	893.5	872.1	857.9	857.9	35.6-	3.9-
86	STATE ARMORIES	307.8	357.2	339.9	342.8	357.2		
88	FEDERAL ARMORIES	550.9	625.6	625.6	609.4	609.4	16.2-	2.5-
90	ARMY TRAINING SUPPORT	261.8	312.5	312.5	308.0	308.0	4.5-	1.4-
92	AIR TRAINING SUPPORT	568.7	660.3	660.3	642.9	642.9	17.4-	2.6-
94	ORGANIZED MILITIA BENEFITS	186.6	155.0	155.0	155.0	155.0		
	HITCHHIKE	141.8						
	DEPARTMENT OF NATURAL RESOURCES							
98	AGRICULTURAL INSPECTION							
100	PLANT INDUSTRY	76.3	95.9	92.6	95.9	95.9		
	ANIMAL INDUSTRY	439.5	553.8	553.8	553.8	553.8		
104	DEPARTMENT OF PUBLIC SAFETY							
	FIRE SAFETY	440.0	526.5	516.0	530.2	530.2	3.7	.7
106	TRAFFIC SAFETY							
	DRIVER LICENSING	554.7	778.4	711.9	779.1	778.4		

76/06/09

STATE OF ALASKA -- OPERATING BUDGET SUMMARY

* * * * * PUBLIC PROTECTION * * * * *

SHORT FORM PAGE	BUDGET COMPONENT	FY 1976 AUTHORIZED	FISCAL YEAR 1977				GOVERNOR - FCC DIFFERENCE PERCENTAGE
			GOVERNOR	HOUSE	SENATE	F.C.C.	
108	DRIVER IMPROVEMENT	117.0	119.2	119.2	119.2	119.2	
110	MOTOR VEHICLE LICENSING	1795.3	2209.9	2159.1	2139.5	2169.5	40.4- 1.8-
112	PROJECT COORDINATION	71.3	91.4	91.4	91.4	91.4	
114	FEDERAL PROJECTS	750.0	743.5	743.5	743.5	743.5	
	STATE BOND COMMITTEE						
	DEBT SERVICE						
118	NATIONAL GUARD FACILITIES	73.3	76.1	76.1	76.1	76.1	
120	FLOOD CONTROL	607.2	661.4	661.4	661.4	661.4	
	PROGRAM CATEGORY TOTALS	16415.6	19258.9	18765.2	19074.6	19162.9	96.0- .4-
	FUNDING						
	GENERAL FUND	12565.8	15031.8	14637.4	14873.9	14971.0	60.8- .4-
	FEDERAL RECEIPTS	3658.0	3952.5	3907.6	3919.6	3922.3	30.2- .7-
	OTHER FUNDS	191.8	274.6	220.2	281.1	269.6	5.0- 1.8-

76/06/09

STATE OF ALASKA -- OPERATING BUDGET SUMMARY

* * * * * ADMINISTRATION OF JUSTICE * * * * *

SHORT FORM PAGE	BUDGET COMPONENT	FY 1976 AUTHORIZED	FISCAL YEAR 1977			GOVERNOR - FCC DIFFERENCE	PERCENTAGE
			GOVERNOR	HOUSE	SENATE		
	OFFICE OF THE GOVERNOR						
	PUBLIC DEFENDER						
2	1ST JUDICIAL DISTRICT	163.6	236.7	219.6	219.6	219.6	17.1-
4	2ND JUDICIAL DISTRICT	79.9	92.9	92.9	92.9	92.9	7.2-
6	3RD JUDICIAL DISTRICT	615.9	863.1	860.7	781.4	856.5	6.6-
8	4TH JUDICIAL DISTRICT	313.0	430.0	429.4	422.2	430.0	.7-
10	ADMINISTRATION	93.9	112.2	111.4	112.3	112.3	.1
14	HUMAN RIGHTS COMMISSION	405.3	765.8	626.1	594.7	626.1	139.7-
	CRIMINAL JUSTICE PLANNING						18.2-
16	ACTION GRANTS	1586.3	3068.5	3068.5	3068.5	3068.5	
18	DISCRETIONARY GRANTS						
20	PLANNING	438.9	538.4	538.4	538.4	538.4	
24	POLICE STANDARDS COUNCIL	140.0	80.4	75.8	80.4	80.4	
	DEPARTMENT OF LAW						
	PROSECUTION						
26	1ST JUDICIAL DISTRICT	361.3	403.7	403.7	401.1	403.7	.7
28	2ND JUDICIAL DISTRICT	101.2	115.9	115.9	116.6	116.6	.6
30	3RD JUDICIAL DISTRICT	1162.3	1509.8	1550.4	1435.4	1509.8	3.1
32	4TH JUDICIAL DISTRICT	595.8	695.5	751.3	698.6	698.6	.4
34	ADMINISTRATION AND SUPPORT		138.3	138.3	139.3	138.3	
	DEPARTMENT OF HEALTH & SOCIAL SERVICES						
	ADULT CONFINEMENT						
38	ADULT CAMP-PALMER	839.5	1057.2	1044.2	1039.4	1039.4	17.8-
40	ANCHORAGE STATE JAIL	585.8	685.3	895.6	889.0	895.6	210.3
42	JUNEAU CORRECTION CENTER	1285.2	1545.6	1534.6	1531.6	1534.6	11.0-
44	FAIRBANKS CORRECTION CENTER	1398.8	1685.1	1674.1	1659.9	1659.9	25.2-
46	KETCHIKAN STATE JAIL	515.9	612.7	599.5	590.3	599.5	13.2-
48	ANCHORAGE CITY JAIL	1020.8	1251.8	1118.3	1094.4	1118.3	133.5-
50	EAGLE RIVER CORRECTION CENTER	1686.7	2142.3	1886.3	1848.3	1848.3	294.0-
52	LOCAL FACILITIES	592.2	765.5	841.1	813.6	841.1	75.6
54	OUT-OF-STATE INSTITUTIONS	304.0	319.0	319.0	319.0	319.0	13.7-
56	RIDGEVIEW WOMENS FACILITY			543.3	543.3	543.3	9.8
	JUVENILE CONFINEMENT						
60	MCLAUGHLIN YOUTH CENTER	2652.6	3489.4	3476.2	3393.3	3393.3	96.1-
62	LOCAL FACILITIES	1278.3	1428.6	1423.6	1409.0	1409.0	19.6-
64	OUT-OF-STATE CONTRACTUAL SVCS	328.4	234.5	234.5	234.5	234.5	1.3-
	PROBATION & PAROLE						
68	1ST JUDICIAL DISTRICT	415.8	559.5	559.5	559.7	559.7	.2
70	2ND JUDICIAL DISTRICT	132.9	159.6	159.6	159.6	159.6	
72	3RD JUDICIAL DISTRICT	884.9	1180.7	1287.1	1280.1	1280.1	99.4
74	4TH JUDICIAL DISTRICT	374.5	557.6	557.6	555.8	555.8	1.8-
	DEPARTMENT OF H&SS						
78	ADMINISTRATION/CORRECTIONS	473.3	668.8	1017.6	616.9	1000.0	331.2
80	PAROLE BOARD	91.3	138.4	120.7	130.8	130.8	7.6-
82	VIOLENT CRIMES COMPENSATION	310.3	322.6	322.6	322.6	322.6	49.5
	DEPARTMENT OF LABOR						
	DEPARTMENT OF LABOR						
86	ADMINISTRATION OF WAGE & HOUR	473.4	633.9	625.8	624.1	624.1	9.8-
88	ADMIN OF WORKMEN'S COMP	895.0	859.2	858.8	848.3	848.3	10.9-
90	WAGE & HOUR -- LOCAL HIRE	245.1	259.2	259.2	259.2	259.2	1.2-
	DEPARTMENT OF PUBLIC SAFETY						
94	COMMUNITY RELATIONS	39.9	68.8	68.8	69.0	69.0	.2
	ENFORCEMENT						
96	DETACHMENTS & CIB	9066.5	11000.0	11000.0	11575.7	11575.7**	575.7
98	DIVISION HEADQUARTERS	520.0	496.3	496.3	489.5	496.3	5.2
100	NARCOTICS UNIT	403.2	462.5	462.5	458.6	462.5	
	ADMINISTRATIVE SERVICES						
104	RECORDS & IDENTIFICATION	99.3	122.8	122.8	122.8	122.8	
106	LABORATORY SERVICES	125.4	151.2	151.2	151.2	151.2	
108	CENTRAL COMMUNICATIONS	508.1	749.9	749.9	751.8	751.8	1.9
110	HOUSING PROGRAM	361.6	480.3	563.8	516.1	563.8	83.5

76/06/09

STATE OF ALASKA -- OPERATING BUDGET SUMMARY

* * * * * ADMINISTRATION OF JUSTICE * * * * *

SHORT FORM PAGE	BUDGET COMPONENT	FY 1976 AUTHORIZED	FISCAL YEAR 1977				GOVERNOR DIFFERENCE	FCC PERCENTAGE
			GOVERNOR	HOUSE	SENATE	F.C.C.		
112	OFFICE OF THE COMMISSIONER	529.3	1116.9	1097.0	1151.0	1151.0	34.1	3.0
114	RESEARCH & PLANNING	436.4	613.3	599.7	604.3	613.3		
116	TRAINING	701.0	1283.2	1297.1	1283.2	1297.1	13.9	1.0
120	JUDICIAL SERVICES	1103.2	1612.8	1680.7	1606.2	1680.7	67.9	4.2
122	STATE BOND COMMITTEE							
	DEBT SERVICE	961.2	959.5	959.5	959.5	959.5		
	ALASKA COURT SYSTEM							
124	ALASKA COURT SYSTEM							
	SUPREME COURT	1026.8	1311.0	1195.9	1237.3	1237.3	73.7-	5.6-
126	DISTRICT & SUPERIOR COURTS	11104.3	13635.1	13177.2	13220.7	13320.7	314.4-	2.3-
128	JUDICIAL QUALIFICATIONS	20.0	49.0	23.7	22.3	23.7	25.3-	51.6-
130	ADMINISTRATION & SUPPORT	1848.3	2729.2	2419.1	2374.2	2410.2	319.0-	11.6-
132	MUNICIPAL COURTS	379.7	387.5	387.5	387.5	387.5		
134	JUDICIAL COUNCIL	97.4	177.6	143.9	177.6	177.6		
	PROGRAM CATEGORY TOTALS	52173.7	67014.6	66937.8	66582.6	67519.4**	504.8	.7
	FUNDING							
	GENERAL FUND	49948.6	63330.2	63214.9	62917.7	63826.5**	496.3	.7
	FEDERAL RECEIPTS	1779.1	3330.6	3330.6	3330.6	3330.6		
	OTHER FUNDS	446.0	353.8	392.3	334.3	362.3	8.5	2.4

76/06/09

STATE OF ALASKA -- OPERATING BUDGET SUMMARY

* * * * * DEVELOPMENT * * * * *

SHORT FORM PAGE	BUDGET COMPONENT	FY 1976 AUTHORIZED	FISCAL YEAR 1977				GOVERNOR - FCC	
		GOVERNOR	HOUSE	SENATE	F.C.C.	DIFFERENCE	PERCENTAGE	
	OFFICE OF THE GOVERNOR							
2	TOKYO OFFICE	100.0	110.0	110.0	110.0	110.0		
4	POLICY DEVELOPMENT & PLANNING	290.0	290.0	290.0	290.0	290.0		
6	MUNICIPAL SERVICES PLI)							
8	NORTH STAR BOROUGH)							
10	CITY OF FAIRBANKS)							
12	CITY OF NORTH POLE)							
14	CITY OF ANCHORAGE)							
16	ANCHORAGE BOROUGH)							
18	CITY OF VALDEZ)							
20	CITY OF DELTA JUNCTION)							
22	NORTH SLOPE BOROUGH)							
26	CITY OF BARROW)							
	UNORGANIZED BOROUGH PLI GRANTS)							
	Pages removed (inactive budget request units)							
28	DEPARTMENT OF ADMINISTRATION							
	SURPLUS PROPERTY	187.5	202.3	202.3	202.3	202.3		
	DEPARTMENT OF REVENUE							
	SHARED TAXES							
30	BUSINESS LICENSE TAX	5378.2	7638.1	7638.1	7638.1	7638.1		
32	AMUSEMENT AND GAMING TAX	40.9	49.5	49.5	49.5	49.5		
34	AVIATION FUEL TAX	157.4	183.4	183.4	183.4	183.4		
36	ELEC & TEL COOP TAX	759.0	768.0	768.0	768.0	768.0		
38	LIQUOR LICENSE TAX	587.1	651.3	651.3	651.3	651.3		
40	FISHERIES TAX	402.5	453.2	453.2	453.2	453.2		
44	MUNICIPAL BOND BANK AUTHORITY	130.0	243.0	238.1	243.0	243.0		
	DEPARTMENT OF COMMERCE & ECONOMIC DEVELOPMENT							
46	ECONOMIC ENTERPRISE							
48	GENERAL OPERATIONS	663.3	792.0	1086.1	701.1	1086.1**	294.1	
52	EDA PLANNING			200.0		200.0	200.0	
54	DEVELOPMENTAL LOANS	217.9	265.7	265.7	265.7	265.7		
56	VETERANS' LOAN FUND	754.5	1390.2	1287.7	1350.2	1350.2	40.0-	
58	TOURISM PROMOTION	1172.3	1215.3	1204.8	1111.9	1215.3	2.8-	
	POWER DEVELOPMENT				163.9	163.9	163.9	
62	DEPARTMENT OF NATURAL RESOURCES							
	SMALL GRAIN INCENTIVE	20.0						
64	AGRICULTURAL DEVELOPMENT							
66	STATE FAIRS	113.5	116.5	116.5	116.5	116.5		
68	PLANT MATERIALS CENTER	221.4	269.4	294.2	264.6	314.6**	45.2	
70	ADMINISTRATION	94.4	117.6	112.0	117.6	117.6		
74	AGRICULTURAL LOAN FUND	92.7	112.9	112.9	112.9	112.9		
	NATIVE CLAIMS PAYMENTS	4443.3	1727.4	1727.4	1727.4	1727.4		
76	DEPARTMENT OF FISH & GAME							
	KING CRAB QUALITY BOARD	202.8	240.8	240.8	240.8	240.8		
	DEPARTMENT OF COMMUNITY & REGIONAL AFFAIRS							
78	RURAL AFFAIRS COMMISSION	19.0						
80	LOCAL GOVERNMENT ASSISTANCE	362.8	489.1	489.1	477.2	477.2	11.9-	
82	LOCAL BOUNDARY ADMIN.	82.7	98.1	98.1	98.1	98.1		
84	COMMUNITY PLANNING ASSISTANCE	530.0	660.9	779.1	606.9	779.1	118.2	
86	ORGANIZATIONAL GRANTS	58.0	84.8	84.8	84.8	84.8		
	DEPARTMENT OF COMMUNITY & REGI							
88	AGRICULTURAL LANDS EXEMPTION	196.0	110.0	110.0	110.0	110.0		
90	JUNEAU INDEMNIFICATION	231.8	50.0	50.0	50.0	50.0		
92	REVENUE SHARING	15177.4	15474.4	17153.5	17264.2	17264.2**	1789.8	
94	NATIONAL FOREST RECEIPTS	399.1	551.8	551.8	551.8	551.8		
96	COMMUNITY LEGAL ASSISTANCE	52.5	20.0	30.0	50.0	50.0**	30.0	
98	PLI LOCAL GOV'T ASSISTANCE						150.0	
100	PLI LOCAL PLANNING ASSISTANCE							
102	PLI DISCRETIONARY GRANT FUND							
104	PLI DISCRETIONARY GRANT ADMIN							
108	ADMINISTRATION							
	OFFICE OF THE COMMISSIONER	147.6	176.3	206.3	176.3	176.3		

76/06/09

STATE OF ALASKA -- OPERATING BUDGET SUMMARY

* * * * * DEVELOPMENT * * * * *

SHORT FORM PAGE	BUDGET COMPONENT	FY 1976 AUTHORIZED	FISCAL YEAR 1977				GOVERNOR DIFFERENCE	FCC PERCENTAGE
			GOVERNOR	HOUSE	SENATE	F.C.C.		
110	ADMINISTRATIVE SERVICES	175.8	220.9	220.9	221.2	221.2	.3	.1
	COMMUNITY & REGIONAL AFFAIRS							
114	RURAL DEVEL ASSIST GRANTS	722.0	794.2	794.2	794.2	794.2		
116	RURAL DEVELOP ASSIST ADMIN	150.7	181.8	181.8	181.8	181.8		
118	REMOTE ROUTE SUBSIDY	189.0	35.0		189.0	189.0**	154.0	440.0
	STATE BOND COMMITTEE							
	DEBT SERVICE							
122	REMOTE HOUSING	225.1	223.0	223.0	223.0	223.0		
124	PORT FACILITIES	70.0	1408.5	1408.5	1408.5	1408.5		
126	WATERS AND HARBORS	207.9	655.9	655.9	655.9	655.9		
128	NATURAL DISASTER	390.8	391.8	391.8	391.8	391.8		
	PROGRAM CATEGORY TOTALS	35416.9	38463.1	40660.8	40296.1	41206.7**	2743.6	7.1
	FUNDING							
	GENERAL FUND	33474.0	35743.9	37805.9	37616.9	38289.3**	2545.4	7.1
	FEDERAL RECEIPTS	290.0	300.0	450.0	300.0	450.0	150.0	50.0
	OTHER FUNDS	1652.9	2419.2	2404.9	2379.2	2467.4	48.2	1.9

76/06/28

STATE OF ALASKA -- OPERATING BUDGET SUMMARY

* * * * * TRANSPORTATION * * * * *

SHORT FORM PAGE	BUDGET COMPONENT	FISCAL YEAR 1977					GOVERNOR - FCC	
		FY 1976 AUTHORIZED	GOVERNOR	HOUSE	SENATE	F.C.C.	DIFFERENCE	PERCENTAGE
	DEPARTMENT OF PUBLIC WORKS							
	MARINE TRANSPORTATION							
2	SOUTHEAST VESSEL OPERATIONS	21533.5	24647.4	24881.8	25024.6	25024.6**	377.2	1.5
4	SOUTHEAST SHORE FACILITIES	1115.0	1123.1	1110.2	1123.1	1123.1		
6	SOUTHWEST VESSEL OPERATIONS	3754.9	4381.2	4365.6	4381.2	4381.2		
8	SOUTHWEST SHORE FACILITIES	258.3	299.1	299.1	299.1	299.1		
10	REMOTE ROUTES SUBSIDY							
12	ADVERTISING & PROMOTION	71.8	97.6	79.1		63.7	33.9-	34.7-
14	ADMINISTRATION	1494.1	1854.4	1857.0	1797.6	1857.0	2.6	.1
	ANCHORAGE INTERNATL AIRPORT							
18	FIELD MAINTENANCE	2576.0	3295.8	3284.8	3125.6	3295.8		
20	BUILDING MAINTENANCE	868.4	932.7	903.7	932.7	932.7		
22	SECURITY	1680.8	2337.0	2264.8	2337.0	2337.0		
24	CUSTODIAL	806.3	871.5	858.3	871.5	871.5		
26	ADMINISTRATION	724.1	702.9	694.9	694.9	694.9	8.0-	1.1-
	FAIRBANKS INTERNATL AIRPORT							
30	FIELD MAINTENANCE	730.2	987.9	962.9	980.0	980.0	7.9-	.7-
32	BUILDING MAINTENANCE	666.5	668.0	655.0	666.2	666.2	1.8-	.2-
34	SECURITY	1287.9	1633.3	1622.3	1654.2	1654.2**	20.9	1.2
36	CUSTODIAL	208.7	229.5	218.5	229.5	229.5		
38	ADMINISTRATION	319.4	304.5	300.8	304.5	304.5		
40	BUILDING MAINTENANCE (PLI)	25.0						
42	SECURITY (PLI)	155.6						
44	ADMINISTRATION (PLI)	39.4	51.7	51.7	51.7	51.7		
	TRUNK & SECONDARY AIRPORTS							
48	REGIONAL OPERATIONS	6459.1	8022.5	7977.1	7849.1	8022.5		
50	ADMINISTRATION	587.7	652.1	646.1	663.8	663.8**	11.7	1.7
	AVIATION ENGINEERING							
54	CHIEF ENGINEER	107.8	136.5	134.5	136.5	136.5		
56	PLANNING	120.7	145.6	144.6	145.6	145.6		
58	DESIGN	161.8	180.0	178.0	180.0	180.0		
60	CONSTRUCTION	136.8	144.3	143.3	144.3	144.3		
	AVIATION ADMINISTRATION							
64	ADMINISTRATION	699.1	792.2	784.2	792.2	792.2		
66	LANDS & LEASING	230.4	308.2	306.1	300.5	300.5	7.7-	2.4-
	ADMINISTRATION							
70	OFFICE OF THE COMMISSIONER	246.3	498.8	489.8	517.6	517.6	18.8	3.7
72	ADMINISTRATION	618.2	759.4	754.9	748.4	748.4	11.0-	1.4-
74	REMOTE ROUTES SUBSIDY			189.0				
	DEPARTMENT OF HIGHWAYS							
78	ADMINISTRATION							
80	CENTRAL DISTRICT	1161.4	1422.2	1376.9	1422.2	1422.2		
82	INTERIOR DISTRICT	1177.8	997.1	944.3	983.1	983.1	14.0-	1.4-
84	SOUTHEAST DISTRICT	615.7	634.3	590.5	626.1	626.1	8.2-	1.2-
86	WESTERN DISTRICT	237.7	233.4	220.2	235.9	235.9	2.5	1.0
88	SOUTHCENTRAL DISTRICT	689.7	670.0	645.9	688.0	688.0	18.0	2.6
	HEADQUARTERS & LABORATORY	2808.8	3518.5	3374.9	3512.2	3512.2	6.3-	.1-
	MAINTENANCE							
92	CENTRAL DISTRICT	10423.7	13708.6	13144.9	13638.7	13638.7	69.9-	.5-
94	INTERIOR DISTRICT	7478.8	9614.8	9193.8	9549.4	9549.4	65.4-	.6-
96	SOUTHEAST DISTRICT	3989.4	4938.5	4826.2	4890.7	4890.7	47.8-	.9-
98	WESTERN DISTRICT	1255.4	1805.8	1738.4	1829.2	1829.2	23.4	1.2
100	SOUTHCENTRAL DISTRICT	4474.9	5718.7	5516.4	5766.7	5766.7	48.0	.8
102	STATEWIDE PROJECTS							
104	OVERWEIGHT/OVERSIZE PERMITS	221.4	318.3	286.6	319.3	319.3	1.0	.3
106	CONTINGENCY RESERVES	886.0						
	STATE BOND COMMITTEE							
	DEBT							
110	HIGHWAYS	7223.1	8200.2	8200.2	8200.2	8200.2		
112	MARINE TRANSPORTATION	4133.7	4091.7	4091.7	4091.7	4091.7		
114	AVIATION	7331.0	7014.6	7014.6	7014.6	7014.6		

76/06/28

STATE OF ALASKA -- OPERATING BUDGET SUMMARY

* * * * * TRANSPORTATION * * * * *

SHORT
FORM
PAGE

BUDGET COMPONENT	FY 1976 AUTHORIZED	FISCAL YEAR 1977				GOVERNOR - FCC DIFFERENCE	PERCENTAGE
		GOVERNOR	HOUSE	SENATE	F.C.C.		
PROGRAM CATEGORY TOTALS	101792.3	118943.9	117323.6	118719.4	119186.1**	242.2	.2
FUNDING							
GENERAL FUND	85539.7	100109.2	98717.7	100050.7	100347.2**	238.0	.2
FEDERAL RECEIPTS							
OTHER FUNDS	16252.6	18834.7	18605.9	18668.7	18838.9**	4.2	

76/06/10

STATE OF ALASKA -- OPERATING BUDGET SUMMARY

* * * * * GENERAL GOVERNMENT * * * * *

SHORT FORM PAGE	BUDGET COMPONENT	FISCAL YEAR 1977					GOVERNOR - FCC DIFFERENCE PERCENTAGE	
		FY 1976 AUTHORIZED	GOVERNOR	HOUSE	SENATE	F.C.C.		
	OFFICE OF THE GOVERNOR							
	OFFICE OF THE GOVERNOR							
2	EXECUTIVE OFFICE	1184.6	1385.8	1387.0	1357.0	1439.0	53.2	3.8
4	EXECUTIVE MANSION	82.0	93.3	93.3	93.3	93.3		
6	CONTINGENCY FUND	750.0	250.0	250.0	250.0	250.0		
8	EQUAL EMPLOYMENT OPPORTUNITY	120.7	152.7	141.5	130.1	130.1	22.6-	14.8-
10	LIEUTENANT GOVERNOR	308.6	496.7	437.2	437.2	496.7		
12	POLICY DEVEL & PLANNING	1431.6	1165.7	616.7	816.7	1121.4**	44.3-	3.8-
14	ALASKA ENERGY OFFICE	130.0	153.0	121.3	441.0	506.0**	353.0	230.7
16	PUBLIC FORUM			200.0				
18	TELECOMMUNICATIONS	456.8	514.7	479.8	484.1	514.7		
20	PUBLIC OFFICES COMMISSION	219.9	209.6	209.6	209.6	209.6		
22	ELECTIONS	393.6	1116.6	1116.6	1116.6	1116.6		
	DEPARTMENT OF ADMINISTRATION							
	EXECUTIVE ADMINISTRATION							
26	OFFICE OF THE COMMISSIONER	2430.4	1327.5	1227.5	1327.5	1327.5		
28	INTERNAL AUDIT	263.6	399.2	364.4	366.0	366.0	33.2-	8.3-
30	ADMINISTRATIVE SERVICES	183.3	239.4	237.6	242.5	242.5	3.1	1.2
32	BUDGET AND MANAGEMENT	525.0	621.6	621.6	621.6	621.6**		
	PAY & BENEFITS INCREASES							
36	EXECUTIVE BRANCH					22080.5	22080.5	
38	JUDICIAL BRANCH					835.0	835.0	
40	LEGISLATIVE BRANCH					403.0	403.0	
42	PART 4 OF 7							
44	PART 5 OF 7							
46	PART 6 OF 7							
48	PART 7 OF 7							
52	HMCF RENTAL INCREASE							
	PERSONNEL							
54	PERSONNEL MANAGEMENT	1138.5	1128.4	1063.1	1128.4	1128.4		
56	EMPLOYEE RELATIONS	299.2	441.3	441.3	441.3	441.3		
	ACCOUNTING							
60	PRE-AUDIT	178.1	228.1	228.1	230.1	230.1	2.0	.8
62	ACCOUNTING SERVICES	162.8	206.7	183.9	209.3	206.7		
64	PAYROLL ACCOUNTING	380.3	521.7	521.7	501.9	523.9	2.2	.4
66	SYSTEM INSTALLATION							
68	ADMINISTRATION	151.5	232.0	232.0	191.9	232.0		
	GENERAL SERVICES							
72	PURCHASING	606.6	744.4	744.4	746.0	746.0	1.6	.2
74	RISK MANAGEMENT	112.9	136.0	136.0	136.0	136.0		
76	CENTRAL MAIL & SWITCHBOARD	235.0	334.0	334.0	334.0	334.0		
78	CENTRAL DUPLICATING	270.1	643.2	417.0	417.0	417.0	226.2-	35.1-
80	PROPERTY	120.2	470.3	122.8	122.8	122.8	347.5-	73.8-
82	ARCHIVES & RECORDS	541.2		630.6	630.6	630.6		
84	LEASING & FACILITIES	46.6	217.9	217.9	215.2	215.2	2.7-	1.2-
	DATA PROCESSING							
88	SERVICES TO ADMINISTRATION	493.7	668.0	668.0	638.7	638.7	29.3-	4.3-
90	SERVICES TO OPERATING AGENCIES	1972.3	2317.8	2217.8	2286.3	2195.9	121.9-	5.2-
92	ADMINISTRATION	363.2	432.9	432.9	429.0	429.0	3.9-	.9-
94	TELECOMMUNICATIONS NETWORK	185.0	170.3	170.3	170.3	170.3		
98	LABOR RELATIONS AGENCY	79.8	80.0	80.0	80.0	80.0		
	RETIREMENT & BENEFITS							
100	PUBLIC EMPLOYEES' SYSTEM	283.5	319.9	340.0	340.0	340.0	20.1	6.2
102	TEACHERS' SYSTEM	281.5	312.4	312.4	332.5	332.5	20.1	6.4
104	OTHER BENEFITS	209.0	238.6	238.6	238.6	238.6		
	DEPARTMENT OF LAW							
	DEPARTMENT OF LAW							
108	LEGAL SERVICES	2410.6	3221.5	3290.9	3161.6	3161.6	59.9-	1.8-
110	NATURAL GAS FPC REPRESENTATION	100.0						
112	LEGAL SERVICES (PLI)	102.3						
	DEPARTMENT OF REVENUE							

Pages removed (inactive budget request units)

76/06/10

STATE OF ALASKA -- OPERATING BUDGET SUMMARY

* * * * * GENERAL GOVERNMENT * * * * *

SHORT FORM PAGE	BUDGET COMPONENT	FY 1976 AUTHORIZED	FISCAL YEAR 1977				GOVERNOR - FCC DIFFERENCE	PERCENTAGE
			GOVERNOR	HOUSE	SENATE	F.C.C.		
116	DEPARTMENT OF REVENUE							
118	AUDIT	1183.0	1924.7	1866.7	1833.0	1863.0	61.7-	3.2-
120	EXCISE TAXES	360.1						
122	ENFORCEMENT	687.7	903.1	888.8	885.8	888.8	14.3-	1.5-
122	PETROLEUM REVENUE	646.3	900.2	900.2	856.6	900.2		
126	DEPARTMENT OF REVENUE							
128	AUDIT (PLI)	184.0						
132	ENFORCEMENT (PLI)	55.6						
134	TREASURY MANAGEMENT	833.9	1038.2	1024.1	995.7	995.7	42.5-	4.0-
136	ADMINISTRATION & SUPPORT							
136	OFFICE OF THE COMMISSIONER	159.2	236.3	236.3	239.3	289.3	53.0	22.4
136	ADMINISTRATIVE SERVICES	747.2	1395.6	1366.2	1218.9	1461.2	65.6	4.7
140	DEPARTMENT OF EDUCATION							
140	BLUE BOOK	6.7	26.8		26.8	26.8		
142	DEPARTMENT OF HEALTH & SOCIAL SERVICES							
142	VITAL STATISTICS	193.9	281.8	242.3	259.4	259.4	22.4-	7.9-
144	DEPARTMENT OF PUBLIC SAFETY							
146	DEPARTMENT OF PUBLIC SAFETY							
146	BUILDING SECURITY	141.1	146.9	146.9	146.9	146.9		
146	BORDER INSPECTION STATION	275.8	366.4	326.0	360.9	363.1	3.3-	.9-
150	DEPARTMENT OF PUBLIC WORKS							
152	BUILDINGS							
152	PLANNING & DESIGN	270.8	357.8	357.8	363.5	357.8		
154	CONSTRUCTION INSPECTION	197.3	235.0	235.0	232.4	235.0		
156	ADMINISTRATION	230.7	323.9	323.9	292.7	323.9		
156	MAINTENANCE	5230.6	5562.9	5364.8	5136.5	5294.3	268.6-	4.8-
160	COMMUNICATIONS							
162	TELETYPE OPERATIONS	52.8						
164	SUPPORT TO STATE AGENCIES	638.5	1357.9	1315.0	1288.0	1288.0	69.9-	5.1-
166	ADMINISTRATION	233.2						
168	P/L SUPPORT TO STATE AGENCIES	141.3						
168	REMOTE VILLAGE RADIO	141.0	212.1	212.1	212.1	212.1		
172	HIGHWAYS WORKING CAPITAL FUND							
174	WORKING CAPITAL FUND							
176	CENTRAL DISTRICT	2952.3	4344.5	4344.5	4285.6	4344.5		
178	INTERIOR DISTRICT	2366.2	2815.4	2815.4	2785.3	2815.4		
180	SOUTHEASTERN DISTRICT	843.8	995.2	995.2	982.5	995.2		
182	WESTERN DISTRICT	430.7	544.5	544.5	536.9	544.5		
184	SOUTHCENTRAL DISTRICT	1192.7	1562.4	1562.4	1520.4	1562.4		
184	ADMINISTRATION	160.7	264.7	264.7	238.7	238.7	26.0-	9.8-
184	NON-EQUIPMENT CHARGES	3399.0						
188	LEGISLATIVE BUDGET AND AUDIT							
190	BUDGET & AUDIT COMMITTEE							
192	LEGISLATIVE AUDIT	850.1	1018.9	1222.7	1108.8	1108.8	89.9	8.8
192	LEGISLATIVE FINANCE	384.9	502.2	645.4	691.8	691.8	189.6	37.7
192	COMMITTEE EXPENSES	405.0	60.0	60.0	60.0	60.0		
196	LEGISLATIVE AFFAIRS							
198	LEGISLATIVE COUNCIL							
200	COUNCIL AND SUBCOMMITTEES	3794.4	5783.8	100.0	100.0	190.0	5593.8-	96.7-
202	SALARIES AND ALLOWANCES			1230.6	1230.6	1230.6	1230.6	
204	LEADERSHIP			202.9	137.5	182.9	182.9	
206	LAA ADMINISTRATION			526.8	524.9	524.9	524.9	
208	LAA ADMINISTRATIVE SERVICES			590.8	520.9	520.9	520.9	
210	LAA RESEARCH SERVICES			421.5	371.7	371.7	371.7	
212	LAA LEGAL SERVICES			651.3	577.8	577.8	577.8	
214	SESSION EXPENSES			1488.0	1495.7	1495.7	1495.7	
216	ASSEMBLY BUILDING			177.5	177.5	177.5	177.5	
218	EQUIPMENT ACCOUNT			120.5	120.5	120.5	120.5	
218	OFFICE OF OMBUDSMAN	116.5	235.2	250.4	236.2	236.2	1.0	.4
220	STATE BOND COMMITTEE							
220	REVENUE ANTICIPATION NOTE							

76/06/10

STATE OF ALASKA -- OPERATING BUDGET SUMMARY

* * * * * GENERAL GOVERNMENT * * * * *

SHORT FORM PAGE	BUDGET COMPONENT	FY 1976	FISCAL YEAR 1977				GOVERNOR - DIFFERENCE	FCC PERCENTAGE
		AUTHORIZED	GOVERNOR	HOUSE	SENATE	F.C.C.		
	PROGRAM CATEGORY TOTALS	48711.0	54587.6	53549.0	52927.5	77599.6**	23012.0	42.1
	FUNDING							
	GENERAL FUND	31362.5	37668.0	37020.9	36398.3	58315.2**	20647.2	54.8
	FEDERAL RECEIPTS	553.0	432.8	253.0	403.0	1043.9	611.1	141.1
	OTHER FUNDS	16795.5	16486.8	16275.1	16126.2	18240.5	1753.7	10.6

NEW LEGISLATION FUNDED IN THE GENERAL APPROPRIATIONS ACT
SUMMARY AND INDICES

The following appropriation items are for operating expenditures for the fiscal year beginning July 1, 1976 and ending June 30, 1977. The appropriation items contain funding for legislation assumed to have passed during the Second Session of the Ninth Legislature and are to be considered part of the total agency operating budget. Should a specific measure contained in this section either fail to pass or be vetoed by the governor, the appropriation for that measure shall lapse. The department listed after each title is the agency to which the appropriation is made.

		<u>APPROPRIATION ITEMS</u>		<u>APPROPRIATION FUND SOURCES</u>	
				<u>GENERAL FUND</u>	<u>OTHER FUNDS</u>
HB 17 Ch. 115	Issuance of permits for construction of trapping cabins (<i>Department of Natural Resources</i>)	\$ 12,000	\$ 12,000	\$	
HB 119	Absence from state for medical reasons/longevity bonus (<i>Department of Administration</i>)	92,700	92,700		DID NOT PASS
HB 120 Ch. 12	Eye examinations for needy persons (<i>Department of Health & Social Services; Health p. 87</i>)	73,100	36,500	36,600	
HB 121	Retirement credit for military service (<i>Department of Administration</i>)	5,400		5,400	DID NOT PASS
HB 144	Revising community college act (<i>University of Alaska</i>)	100,000	100,000		DID NOT PASS
HB 198 Ch. 123	Credit for military/retirement/25 (<i>Department of Administration; General Government p. 101</i>)	177,600	102,000	75,600	

		<u>APPROPRIATION ITEMS</u>	<u>APPROPRIATION FUND SOURCES</u>	
			<u>GENERAL FUND</u>	<u>OTHER FUNDS</u>
HB 236 Ch. 205	Duties of Department of Commerce (Department of Commerce & Economic Development; Public Protection p. 45)	\$ 85,900**	\$ 85,900**	\$
HB 272 Ch. 217	Property tax payments to senior citizen renters (Department of Community & Regional Affairs; Social Services p. 211)	375,000	375,000	
HB 399 Ch. 128	High School Activities Association (Department of Education)	94,800**	54,800**	40,000
HB 408 Ch. 32	Acquisition and development of recreation and open space (Department of Natural Resources)	8,000		8,000
HB 419 Ch. 188	Health education (Department of Education; Education p. 63)	82,000	82,000	
HB 483 Ch. 77	Relating to election recounts (Office of the Governor; General Government p. 23)	4,000	4,000	
HB 528 VETOED	Creating the Alaska Marine Highway Review Committee (Department of Public Works; Transportation p. 15)	57,400	57,400	
HB 580	Talkeetna Mountains State Park (Department of Natural Resources)	55,000	55,000	DID NOT PASS

		APPROPRIATION ITEMS	APPROPRIATION FUND SOURCES	
			<u>GENERAL FUND</u>	<u>OTHER FUNDS</u>
HB 601 Ch. 173	Public School Foundation Program (Department of Education; Education p. 17)	\$2,157,100	\$2,157,100	\$
HB 631 Ch. 224	Communications carriers section in APUC (Department of Commerce & Economic Development; Public Protection p. 49)	56,900	56,900	
HB 654 Ch. 257	Administration of state lands (Department of Natural Resources)	60,000	60,000	
HB 659 Ch. 95	National Guard and Naval Militia reenlistment bonus (Department of Military Affairs; Public Protection p. 93)	86,000	86,000	
HB 663 Ch. 132	Alaska National Guard and Naval Militia education assistance (Department of Military Affairs; Public Protection p. 93)	48,000	48,000	
HB 665 Ch. 275	Statewide coordination of health planning (Department of Health and Social Services; Health p. 93)	449,300	449,300	
HB 694 Ch. 114	Criminal Law Revision Commission (Legislative Council; General Government p. 197)	158,000	158,000	

		<u>APPROPRIATION ITEMS</u>		<u>APPROPRIATION FUND SOURCES</u>	
				<u>GENERAL FUND</u>	<u>OTHER FUNDS</u>
HB 698	National Guard and Naval Militia retirement and death benefits (Department of Administration)	\$	46,400	\$	46,400
					DID NOT PASS
HB 763 VETOED	Instructional unit allotments under public school foundation (Department of Education; Education p. 17)		295,900		295,900
HB 774 Ch. 196	Magistrates, cost-of-living pay differentials (Alaska Court System; Administration of Justice p. 127)		101,000		101,000
HB 779 Ch. 278	Creating the Alaska Power Authority (Department of Commerce & Economic Development; Development p. 59)		291,500**		291,500**
HB 795 Ch. 99	Status of Women in Alaska (Office of the Governor; Administration of Justice p. 15)		25,000		25,000
HB 805 Ch. 238	Senior citizen housing development grants (Department of Community & Regional Affairs; Development p. 85)		56,200		56,200
HB 871	Superior and district court judges (Alaska Court System)		3,300		3,300
					DID NOT PASS

		<u>APPROPRIATION ITEMS</u>	<u>APPROPRIATION FUND SOURCES</u>	
			<u>GENERAL FUND</u>	<u>OTHER FUNDS</u>
HB 887 Ch. 157	Physicians employed by Division Mental Health exempt service (<i>Department of Health & Social Services \$104.8, and Department of Natural Resources \$85.3; Health pp. 65, 73, 77, 85</i>)	\$ 190,100	\$ 190,100	
HB 899 Ch. 246	Student financial aid (<i>Postsecondary Education Commission; Education p. 111</i>)	393,900	393,900	
HCR 120	Catastrophic illness insurance study (<i>Department of Commerce & Economic Development</i>)	67,500	67,500	DID NOT PASS
HCR 123	Coastal zone management guideline study (<i>Legislative Council; General Government p. 197</i>)	3,700	3,700	
HCR 143	Legislative Affairs Agency Study (<i>Legislative Council</i>)	3,200	3,200	DID NOT PASS
HCR 153	Renovation of legislative space (<i>Legislative Council; General Government p. 197</i>)	50,000**	50,000**	
HJR 39	Amend Alaska Constitution; exception for dedication of revenues (<i>Department of Revenue; General Government p. 133</i>)	185,000**	185,000**	

		<u>APPROPRIATION ITEMS</u>	<u>APPROPRIATION FUND SOURCES</u>	
			<u>GENERAL FUND</u>	<u>OTHER FUNDS</u>
SB 48 VETOED	Teachers post retirement pension adjustment (<i>Department of Administration; Education p. 15</i>)	\$2,073,700	\$2,065,700	\$ 8,000
SB 186	Taxable property under oil and gas transportation tax (<i>Department of Revenue</i>)	9,500	9,500	DID NOT PASS
SB 201 Ch. 249	Elimination of architectural barriers in public buildings (<i>Department of Public Works; General Government p. 151</i>)	200,000	200,000	
SB 222 Ch. 245	Early service credit under public employees retirement (<i>Department of Administration; General Government p. 101</i>)	1,122,600	892,800	229,800
SB 335 Ch. 268	Sport fishing, hunting and trapping licenses and fees (<i>Department of Revenue</i>)	16,800	16,800	
SB 392	Creating energy needs revolving loan fund (<i>Department of Commerce and Economic Development</i>)	23,600	23,600	DID NOT PASS
SB 474 Ch. 208	Municipal revenue sharing (<i>Department of Community and Regional Affairs; Development p. 93</i>)	9,600	9,600	

		<u>APPROPRIATION ITEMS</u>	<u>APPROPRIATION FUND SOURCES</u>	
			<u>GENERAL FUND</u>	<u>OTHER FUNDS</u>
SB 476 Ch. 33	Alaska longevity bonus (<i>Department of Administration; Social Services p. 35</i>)	\$1,604,700	\$1,604,700	\$
SB 477	Service credit for service rendered before Statehood (<i>Department of Administration</i>)	1,357,900	1,093,500	264,400 DID NOT PASS
SB 480	Retirement of elected public officers (<i>Department of Administration</i>)	591,300	591,300	DID NOT PASS
SB 542 Ch. 221	Medical assistance for needy persons (<i>Department of Health & Social Services; Health pp. 87, 89</i>)	959,800	323,400	
SB 547 Ch. 155	Teacher retirement fractional credit (<i>Department of Administration; General Government p. 103</i>)	101,000	92,300	8,700
SB 579 Ch. 254	Former elected officials coverage in PERS (<i>Department of Administration; General Government p. 101</i>)	76,500	72,000	4,500
SB 590	Retirement, disability & death benefits Fish & Game employees (<i>Department of Administration</i>)	272,600	218,700	53,900 DID NOT PASS
SB 599 VETOED	Instructional units for supplementary programs (<i>Department of Education; Education p. 17</i>)	900,000	900,000	

		<u>APPROPRIATION ITEMS</u>	<u>APPROPRIATION FUND SOURCES</u>	
			<u>GENERAL FUND</u>	<u>OTHER FUNDS</u>
SB 615 Ch. 83	Assistance to the aged, blind & disabled (<i>Department of Health & Social Services; Health pp. 87, 89; Social Services pp. 81, 85, 87</i>)	\$ 686,500	606,700	79,800
SB 659 Ch. 251	Child support enforcement (<i>Department of Health & Social Services; Social Services p. 167</i>)	500,000	350,000	150,000
SB 664	Tax refunds: late payment: reparations to taxpayer (<i>Department of Revenue</i>)	142,000	142,000	DID NOT PASS
SB 670 Ch. 193	Number of superior court judges (<i>Alaska Court System; Justice p. 127</i>)	7,500	7,500	
SB 676	Professional teaching practices act (<i>Department of Education</i>)	3,000	3,000	DID NOT PASS
SB 688 Ch. 161	Salmon hatcheries (<i>Department of Fish & Game</i>)	11,900	11,900	
SB 689 Ch. 190	Fisheries Enhancement Loan Program (<i>Department of Commerce & Economic Development; Development p. 53</i>)	79,600	79,600	
SB 690 Ch. 236	Regional resource center areas and boards (<i>Department of Education; Education p. 47</i>)	200,000**	200,000**	

		<u>APPROPRIATION ITEMS</u>	<u>APPROPRIATION FUND SOURCES</u>	
			<u>GENERAL FUND</u>	<u>OTHER FUNDS</u>
SB 753 Ch. 253	Day care loan fund (<i>Department of Commerce & Economic Development; Development p. 53</i>)	\$ 69,400	69,400	
SCR 76	Southeast Alaska integrated transportation system study (<i>Department of Highways; Transportation p. 83</i>)	80,000	40,000	40,000
SCR 77	Comprehensive agricultural policy (<i>Legislative Council; General Government p. 197</i>)	40,000	40,000	
SCR 81	Mile 5 road in Cordova (<i>Department of Highways; Transportation p. 101</i>)	7,500	7,500	
SCR 101	Oil and gas leasing and tax study (<i>Legislative Council; General Government p. 197</i>)	111,000	111,000	

SUMMARY OF COST INFORMATION CONTAINED IN FISCAL NOTES

	<u>HB 17</u>	<u>HB 120</u>	<u>HB 198</u>	<u>HB 236</u>	<u>HB 272</u>	<u>HB 399</u>
PERSONAL SERVICES	8.0		38.6	66.0		42.6
TRAVEL	3.0			5.7		20.0
CONTRACTUAL	1.0	43.1	13.0	12.2		26.0
COMMODITIES				1.0		4.6
EQUIPMENT		30.0		1.0		1.6
LAND & STRUCTURES						
GRANTS, CLAIMS, ETC.					375.0	
MISCELLANEOUS			126.0			
<hr/> TOTAL	<hr/> 12.0	<hr/> 73.1	<hr/> 177.6	<hr/> 85.9	<hr/> 375.0	<hr/> 94.8
GENERAL FUND	12.0	36.5	102.0	85.9	375.0	54.8
FEDERAL FUNDS		36.6	21.4			
OTHER			54.2			40.0
<hr/>						
PERMANENT FULL-TIME				4.0		1.0
PERMANENT PART-TIME	1.0					1.0
TEMPORARY			3.0			

SUMMARY OF COST INFORMATION CONTAINED IN FISCAL NOTES

	<u>HB 408</u>	<u>HB 419</u>	<u>HB 483</u>	<u>HB 528</u>	<u>HB 601</u>	<u>HB 631</u>	<u>HB 654</u>
PERSONAL SERVICES		47.9		19.9		50.4	
TRAVEL	8.0	5.0		33.7		-0-	
CONTRACTUAL		28.0	4.0	2.0		3.1	60.0
COMMODITIES		.8		.5		.5	
EQUIPMENT		.3		1.3		2.9	
LAND & STRUCTURES							
GRANTS, CLAIMS, ETC.					2,157.1		
MISCELLANEOUS							
TOTAL	8.0	82.0	4.0	57.4	2,157.1	56.9	60.0
GENERAL FUND		82.0	4.0	57.4	2,157.1	56.9	60.0
FEDERAL FUNDS							
OTHER	8.0						
PERMANENT FULL-TIME		2.0		1.0		2.0	
PERMANENT PART-TIME							2.0
TEMPORARY							

SUMMARY OF COST INFORMATION CONTAINED IN FISCAL NOTES

	<u>HB 659</u>	<u>HB 663</u>	<u>HB 665</u>	<u>HB 694</u>	<u>HB 763</u>	<u>HB 774</u>	<u>HB 779</u>
PERSONAL SERVICES			60.2	113.0		101.0	179.1
TRAVEL			6.0	18.5			40.0
CONTRACTUAL			6.0	22.0			58.0
COMMODITIES			.6	4.0			3.0
EQUIPMENT			1.5	.5			11.4
LAND & STRUCTURES							
GRANTS, CLAIMS, ETC.	86.0	48.0	375.0		295.9		
MISCELLANEOUS							
TOTAL	86.0	48.0	449.3	158.0	295.9	101.0	291.5
GENERAL FUND	86.0	48.0	449.3	158.0	295.9	101.0	291.5
FEDERAL FUNDS							
OTHER							
PERMANENT FULL-TIME			4.0	3.0			7.0
PERMANENT PART-TIME							
TEMPORARY				3.0			

SUMMARY OF COST INFORMATION CONTAINED IN FISCAL NOTES

	<u>HB 795</u>	<u>HB 805</u>	<u>HB 887</u>	<u>HB 899</u>	<u>HCR 123</u>	<u>HCR 153</u>	<u>HJR 39</u>
PERSONAL SERVICES		43.7	190.1				75.0
TRAVEL		3.3			3.7		10.0
CONTRACTUAL	25.0	6.3				50.0	100.0
COMMODITIES		.6					
EQUIPMENT		2.3					
LAND & STRUCTURES							
GRANTS, CLAIMS, ETC.				393.9			
MISCELLANEOUS							
<hr/> TOTAL	<hr/> 25.0	<hr/> 56.2	<hr/> 190.1	<hr/> 393.9	<hr/> 3.7	<hr/> 50.0	<hr/> 185.0
GENERAL FUND	25.0	56.2	190.1	393.9	3.7	50.0	185.0
FEDERAL FUNDS							
OTHER							
<hr/> PERMANENT FULL-TIME		3.0	21.0				2.0
PERMANENT PART-TIME							1.0
TEMPORARY							

SUMMARY OF COST INFORMATION CONTAINED IN FISCAL NOTES

	<u>SB 48</u>	<u>SB 201</u>	<u>SB 222</u>	<u>SB 335</u>	<u>SB 474</u>	<u>SB 476</u>	<u>SB 542</u>
PERSONAL SERVICES			6.6	12.8	1.0		
TRAVEL					1.1		3.2
CONTRACTUAL	8.0	200.0		3.5	6.6		320.2
COMMODITIES							
EQUIPMENT				.5	.9		
LAND & STRUCTURES							
GRANTS, CLAIMS, ETC.	1,717.4					1,604.7	
MISCELLANEOUS	348.3		1,116.0				
<hr/> TOTAL	<hr/> 2073.7	<hr/> 200.0	<hr/> 1,122.6	<hr/> 16.8	<hr/> 9.6	<hr/> 1,604.7	<hr/> 323.4
GENERAL FUND	2065.7	200.0	892.8	16.8	9.6	1,604.7	323.4
FEDERAL FUNDS			189.7				
OTHER	8.0		40.1				
<hr/>	<hr/>	<hr/>	<hr/>	<hr/>	<hr/>	<hr/>	<hr/>
PERMANENT FULL-TIME				1.0			
PERMANENT PART-TIME							
TEMPORARY			1.0				

SUMMARY OF COST INFORMATION CONTAINED IN FISCAL NOTES

	<u>SB 547</u>	<u>SB 579</u>	<u>SB 599</u>	<u>SB 615</u>	<u>SB 659</u>	<u>SB 670</u>	<u>SB 688</u>
PERSONAL SERVICES	8.7	4.5			265.0	7.5	
TRAVEL					6.0		9.2
CONTRACTUAL					198.0		2.1
COMMODITIES					9.0		.6
EQUIPMENT					22.0		
LAND & STRUCTURES							
GRANTS, CLAIMS, ETC.	76.7		900.0	686.5			
MISCELLANEOUS	15.6	72.0					
<hr/> TOTAL	<hr/> 101.0	<hr/> 76.5	<hr/> 900.0	<hr/> 686.5	<hr/> 500.0	<hr/> 7.5	<hr/> 11.9
GENERAL FUND	92.3	72.0	900.0	606.7	350.0	7.5	11.9
FEDERAL FUNDS				79.8	150.0		
OTHER	8.7	4.5					
<hr/>	<hr/>	<hr/>	<hr/>	<hr/>	<hr/>	<hr/>	<hr/>
PERMANENT FULL-TIME					15.0		
PERMANENT PART-TIME							
TEMPORARY	2.0	1.0					

SUMMARY OF COST INFORMATION CONTAINED IN FISCAL NOTES

	<u>SB 689</u>	<u>SB 690</u>	<u>SB 753</u>	<u>SCR 76</u>	<u>SCR 77</u>	<u>SCR 81</u>	<u>SCR 101</u>
PERSONAL SERVICES	43.1		11.7	71.0			
TRAVEL	7.8		1.0	8.0			13.3
CONTRACTUAL	25.0		5.0	1.0			97.5
COMMODITIES	1.0						.2
EQUIPMENT	2.7		1.7				
LAND & STRUCTURES							
GRANTS, CLAIMS, ETC.		200.0	50.0				
MISCELLANEOUS					40.0	7.5	
TOTAL	79.6	200.0	69.4	80.0	40.0	7.5	111.0
GENERAL FUND	79.6	200.0	69.4	40.0	40.0	7.5	111.0
FEDERAL FUNDS				40.0			
OTHER							
PERMANENT FULL-TIME	2.0						
PERMANENT PART-TIME			1.0	7.0			
TEMPORARY							

NEW LEGISLATION BUDGET FUND SOURCES

General Fund	\$15,567,800
Federal Program Receipts	800,900
Program Receipts	40,000
International Airport Revenue Fund	34,300
Highway Working Capital Fund	34,200
Public Employees Retirement Fund	73,200
Teachers Retirement Fund	<u>22,100</u>
	\$16,572,500

REDUCED BY FAILURE TO PASS (REMAINING APPROPRIATIONS)

General Fund	\$13,118,100
Federal Program Receipts	525,500
Program Receipts	40,000
International Airport Revenue Fund	18,100
Highway Working Capital Fund	18,000
Public Employees Retirement Fund	62,700
Teachers Retirement Fund	<u>16,700</u>
	\$13,799,100

CAPITAL PROJECTS

WITH LEGISLATIVE INTENT AND GOVERNOR'S BUDGET REFERENCES*

The following appropriation items are for capital projects and are effective on the day after passage and approval of the FY 77 General Appropriation Bill or on the day it becomes law without approval (allocations are to be considered legislative guidelines).

E D U C A T I O N

	<u>ALLOCATIONS</u>	<u>APPROPRIATION ITEMS</u>	<u>APPROPRIATION FUND SOURCES</u>
			<u>General Fund</u> <u>Other Funds</u>
DEPARTMENT OF EDUCATION			
Film Acquisition State Library, Juneau (page 19)		\$100,000	\$100,000
Acquisitions for Museum Collection, Juneau (page 19)		25,000	25,000
Replace carpeting and outside lighting, Juneau (page 19)		32,000	32,000
Studio equipment FM radio station, Kodiak (page 20)		16,900	16,900
Sewer facility repair, Metlakatla and Alakaket (page 18)		65,000	65,000
Translator system - mini TV station		108,400**	108,400**
Security enclosure/State Office Building, Juneau		25,000	25,000
Russian Church historic site grant, Juneau		25,000	25,000

*Pages referred to are those listing projects in the Governor's FY 1977 Capital Budget and Six-Year Improvement Program

	<u>ALLOCATIONS</u>	<u>APPROPRIATION ITEMS</u>	<u>APPROPRIATION FUND SOURCE:</u> <u>General Fund</u> <u>Other Funds</u>
Equipment, KOTZ Radio, Kotzebue		\$ 15,000**	\$ 15,000**
Mini-TV, Kivalina		7,500**	7,500**
Tok Voc-Ed Center study		20,000**	20,000**
Tanana Water-Sewer Project		60,000	60,000
Mini TV Station - Kodiak		18,400**	18,400**
Repair and improve Nellie's Barn - Moose Pass		5,000	5,000
Council on the Arts, Alaska Day Celebration		36,000	36,000
UNIVERSITY OF ALASKA			
Safety and Use Improvements, Fairbanks (page 24)		300,000	300,000
Complete Instructional TV System - Kuskokwim CC		222,000**	222,000**
Anchorage Campus Consortium Library		50,000	50,000
Rare Books for Rasmussen Library		10,000	10,000
Anchorage Consortium Library Media Center		250,000**	250,000**
Dillingham Extension Center		750,000**	750,000**
Anchorage Campus/Removal Architectural Barriers		250,000**	250,000**
Extension Center Equipment, Kotzebue		10,000	10,000

S O C I A L S E R V I C E S

	<u>ALLOCATIONS</u>	<u>APPROPRIATION ITEMS</u>	<u>APPROPRIATION</u>	<u>FUND SOURCES</u>
			<u>General Fund</u>	<u>Other Funds</u>
DEPARTMENT OF ADMINISTRATION				
Palmer Pioneers Home Roof Repair (page 36)		\$ 64,000	\$ 64,000	
Palmer Pioneers Home Exterior Painting (page 36)		17,300	17,300	
Kotzebue Pioneers Home Foundation Stabilization		496,100	496,100	
This appropriation is contingent upon approval by the Governor and the Legislative Budget & Audit Committee of the engineering plans prior to undertaking the project				
DEPARTMENT OF EDUCATION				
Skill Center Living Quarters		220,000	220,000	
DEPARTMENT OF HEALTH & SOCIAL SERVICES				
Spruce Groves Senior Citizens Center		45,000**	45,000**	
Chugiak Senior Citizens Center		25,000**	25,000**	
Kotzebue Senior Citizens Center		12,500**	12,500**	
DEPARTMENT OF LABOR				
Kotzebue Employment Center Building Renovation		2,500**	2,500**	

H E A L T H

	<u>ALLOCATIONS</u>	<u>APPROPRIATION ITEMS</u>	<u>APPROPRIATION FUND SOURCE</u>
			<u>General Fund</u> <u>Other Funds</u>
DEPARTMENT OF HEALTH & SOCIAL SERVICES			
Cordova Health & Family Services Center (page 38)		\$ 236,500	\$ 236,500
Kenai Health Center (page 38)		260,000	260,000
Harborview Ventilation Systems, Valdez (page 38)		120,000	\$ 120,000
API Hot Water Tank Replacement (page 38)		12,000	12,000
Sitka Community Hospital (page 39)		1,400,000	1,400,000
Fairbanks Health Center (page 39)		150,000	150,000
Barrow Health Center (page 39)		150,000	150,000
Unalaska Health Center Grant		50,000**	50,000**
Mt. Village Health Center		100,000**	100,000**
Fort Yukon Health Center		200,000**	200,000**
Tok Health Center Repair		10,000	10,000
Fairbanks Breast Cancer Center X-Ray Unit		30,000	30,000

NATURAL RESOURCE MANAGEMENT AND ENVIRONMENTAL CONSERVATION

	<u>ALLOCATIONS</u>	<u>APPROPRIATION ITEMS</u>	<u>APPROPRIATION FUND SOURCES</u>
			<u>General Fund</u> <u>Other Funds</u>
DEPARTMENT OF NATURAL RESOURCES			
Utility Improvements, Nancy Lake (page 55)		\$ 25,000	\$ 25,000
Clam Gulch Parking Improvements, Kenai (page 56)		50,000	50,000
Recreation Area Acquisition, Nancy Lake (page 56)		400,000	400,000
Denali State Park Acquisition, Mat-Su Borough (page 56)		375,000	375,000
Dry Creek Archaeological Site, Healy (page 55)		75,000	75,000
Chugach State Park Acquisition, Anchorage (page 57)		1,000,000	1,000,000
Chilkat State Park Development, Haines (page 57)		150,000	150,000
Chilkat State Park Acquisition, Haines (page 57)		400,000	400,000
Deep Creek Acquisition & Development, Kenai (page 57)		75,000	75,000
Fort Abercrombie Historical Park, Kodiak (page 58)		250,000	250,000
Denali State Park Development, Mat-Su Borough (page 58)		235,000	235,000
Kenai Peninsula Development, Kenai (page 58)		255,000	255,000
Kachemak Bay State Park Acquisition, Homer (page 58)		300,000	300,000
Pleasant Camp Acquisition & Adaptive Use, Haines (page 59)		75,000	75,000
Ninilchik Camp Development, Kenai (page 59)		75,000	75,000

	<u>ALLOCATIONS</u>	<u>APPROPRIATION ITEMS</u>	<u>APPROPRIATION</u>	<u>FUND SOURCES</u>
			<u>General Fund</u>	<u>Other Funds</u>
Caines Head Recreation Area Development, Seward (page 59)		\$ 800,000		\$ 800,000
Chugach State Park Development, Anchorage (page 59)		725,000		725,000
Harriett-Hunt Lake Development		50,000**	\$ 50,000**	
Chugach Park Road Acquisition, Glenalps		40,000		40,000
DEPARTMENT OF FISH & GAME				
Vessel Equipment Replacement, various (page 45)		54,000	54,000	
Crystal Lake Hatchery Improvement, Petersburg (page 45)		284,000	284,000	
Sonar Scanning Equipment, SE Alaska (page 46)		15,000	15,000	
Starrigavan Bay Weir & Dock Improvement, Sitka (page 46)		157,500	157,500	
Central District Water Inventory Equipment (page 47)		60,000	60,000	
SE District Water Inventory Equipment (page 47)		50,000	50,000	
Fairbanks Regional Office Generator (page 47)		22,300	22,300	
Sockeye Substrate Incubation Units (page 48)		445,000	445,000	
Big Lake Expansion, Central Alaska (page 49)		315,000	315,000	
Tutka Expansion, Homer (page 49)		420,000	420,000	
Pybus Bay Aquaculture Study		25,000**	25,000**	
Deer Mountain Hatchery Repairs		30,000	30,000	

	<u>ALLOCATIONS</u>	<u>APPROPRIATION ITEMS</u>	<u>APPROPRIATION FUND SOURCES</u>	
			<u>General Fund</u>	<u>Other Funds</u>
Cape Blossom Chum Fishery Project	\$	15,000**	\$ 15,000**	
Rabbit Creek Rifle Range		200,000**	50,000**	\$ 150,000**
Cushman Street Rifle Range-Fairbanks		55,000**	55,000**	
Montana Creek Trap Range		100,000**	25,000**	75,000**
Sitka Rifle Range		25,000**	25,000**	
Petersburg Rifle Range		25,000	25,000	
Willow River Stream Clearance		40,000	40,000	
DEPARTMENT OF PUBLIC SAFETY				
Single Sideband Marine Radios, statewide (page 42)		54,000	54,000	
VHF Marine Radios, statewide (page 42)		16,500	16,500	
VHF Portable Radios (page 42)		61,500	61,500	
Citizen Band Portable Radios, statewide (page 42)		1,200	1,200	
DEPARTMENT OF ENVIRONMENTAL CONSERVATION				
Oil Spill Analysis Equipment (page 50)		145,000	145,000	
Wasilla Water/Sewer Study		35,000**	35,000**	
North Star Borough-Sewer & Water Grant		50,000**	50,000**	

PUBLIC PROTECTION

	<u>ALLOCATIONS</u>	<u>APPROPRIATION ITEMS</u>	<u>APPROPRIATION FUND SOURCES</u>
			<u>General Fund</u> <u>Other Funds</u>
DEPARTMENT OF MILITARY AFFAIRS			
Minor Construction Fund, various locations (page 64)	\$ 40,000		\$ 40,000
Construction Maintenance Shop, Juneau (page 64)	239,500		\$ 239,500
Construction Maintenance Shop, Nome (page 64)	216,000		216,000
Construction Maintenance Shop, Bethel (page 64)	216,000		216,000
Multi-Unit Armory Construction, Anchorage (page 64)	3,313,700		3,313,700
Armory Roof Repair, Juneau (page 64)	50,000		50,000
DEPARTMENT OF PUBLIC SAFETY			
Fire Truck, Galena	25,000**		25,000**

ADMINISTRATION OF JUSTICE

DEPARTMENT OF HEALTH & SOCIAL SERVICES

Sewer Improvement Correction Center, Palmer (page 69)	150,000	150,000
Scammon Bay Jail-Match for LEAA Funds	5,000	5,000

DEPARTMENT OF PUBLIC SAFETY

Construct and Equip Firing Range, Sitka (page 68)	50,000	50,000
Mobile Quarters-Sitka Trooper Academy	35,000	35,000

	<u>ALLOCATIONS</u>	<u>APPROPRIATION ITEMS</u>	<u>APPROPRIATION</u>	<u>FUND SOURCES</u>
			<u>General Fund</u>	<u>Other Funds</u>
ALASKA COURT SYSTEM				
Kenai Court and Office Building Improvements (page 74)		\$ 104,000	\$ 104,000	
Sitka Court and Office Building Improvements (page 74)		137,400	137,400	
Kodiak Court and Office Building Remodeling (page 75)		76,800	76,800	
Fairbanks Court Building Remodeling		130,000	130,000	
D E V E L O P M E N T				
DEPARTMENT OF REVENUE				
Increased Resources for Municipal Bond Bank (page 78)		500,000**	500,000**	
DEPARTMENT OF COMMERCE & ECONOMIC DEVELOPMENT				
Matching EDA "304", statewide (page 78)		80,000	80,000	
DEPARTMENT OF NATURAL RESOURCES				
Increase Capital-Agricultural Loan Fund (page 78)		200,000	200,000	
Irrigation System Extension, Palmer (page 78)		40,400	40,400	
Construct Chemical Storage Building, Palmer (page 79)		19,200	19,200	
Construct Plant & Seed Storage Building, Palmer (page 79)		27,400	27,400	
Construct Greenhouse, Palmer (page 79)		100,000	100,000	
Acquire Electrical Generator, Palmer (page 79)		8,000	8,000	

	<u>ALLOCATIONS</u>	<u>APPROPRIATION ITEMS</u>	<u>APPROPRIATION FUND SOURCES</u>
			<u>General Fund</u> <u>Other Funds</u>
Acquire Electrical Generator, Hughes		\$ 20,000**	\$ 20,000**
Acquire Electrical Generator, Nikolai		20,000**	20,000**
Acquire Caterpillar, Healy Lake		10,000**	10,000**
Tanana Valley Fair Association, Fairbanks		50,000	50,000
Kodiak Jaycees Rodeo & State Fair		32,000	32,000
Alaska State Fair, Inc., Palmer		50,000	50,000
Southeast Alaska State Fair, Haines		49,000	49,000
Ninilchik State Fair Association		25,000	25,000
Yukon-Kuskokwim State Fair Assn., Bethel		20,000	20,000
DEPARTMENT OF PUBLIC WORKS			
Harbor Dredging, Nome (page 82)		2,500	2,500
Emergency Repairs, statewide (page 82)		50,000	50,000
Harbor Facilities, Sitka (page 82)		200,000	200,000
Letnikof Cove Harbor Facilities, Haines (page 82)		75,000	75,000
Harbor Facilities, Homer, Seldovia (page 82)		300,000	300,000
Breakwater, Tenakee (page 82)		60,000	60,000
Breakwater, Hydaburg (page 82)		150,000	150,000
Refuge Floats, Southeast (page 83)		60,000	60,000

	<u>ALLOCATIONS</u>	<u>APPROPRIATION ITEMS</u>	<u>APPROPRIATION</u>	<u>FUND SOURCES</u>
			<u>General Fund</u>	<u>Other Funds</u>
Harbor Facilities, Port Alexander (page 83)		\$ 50,000	\$ 50,000	
Harbor Facilities, Whittier (page 83)		50,000	50,000	
Administration, Planning, Engineering - Statewide (page 83)		400,000	400,000	
Inner Boat Harbor Repairs, Wrangell		75,000	75,000	
Harbor Replacement Facilities, Port Lions		55,000	55,000	
Harris Harbor, Juneau		100,000	100,000	
Finger Floats, Hoonah		20,000	20,000	
Sand Point Boat Harbor Completion		250,000	250,000	
DEPARTMENT OF COMMUNITY & REGIONAL AFFAIRS				
Arctic Brotherhood Hall Renovation, Skagway		10,000**	10,000**	
North Star Borough PLI Information Center Grant		31,000**	31,000**	

TRANSPORTATION

DEPARTMENT OF PUBLIC WORKS

Anchorage International Airport		6,257,700	6,257,700	
Increased Project Estimates (page 102)	\$3,700,000			
Sewer Outfall Line (page 102)	1,400,000			
Terminal Improvements (page 102)	707,700			
Master Plan (page 103)	150,000			

	<u>ALLOCATIONS</u>	<u>APPROPRIATION ITEMS</u>	<u>APPROPRIATION FUND SOURCES</u>
			<u>General Fund</u> <u>Other Funds</u>
Road Improvements (page 103)	\$ 300,000		
Fairbanks International Airport		\$1,090,000	\$1,090,000
Minor Improvements (page 102)	200,000		
Master Plan (page 103)	70,000		
Sewer Interceptor (page 103)	820,000		
Trunk Airport Increased Project Estimates (page 104)		5,015,000	5,015,000
Secondary Airport Increased Project Estimates (page 105)		8,608,000	8,608,000
Marine Transportation		620,800	\$ 620,800
Transfer Bridge Cable Sheaves	6,500		
Bow Thruster Kit (page 95)	2,800		
Propeller Parts (page 95)	8,000		
Searchlights (page 95)	6,000		
Reduction Gear Parts (page 95)	34,000		
Lifeboat Engine (page 97)	15,000		
Water Tank Vents (page 94)	5,400		
Waste Heat Boilers (2) (page 94)	39,200		
Lube Oil Storage Tanks (page 95)	24,000		
Bow Thruster - Columbia (page 97)	92,000		
Tractors (3) (page 95)	30,000		
Garbage Carts (page 96)	5,700		

	<u>ALLOCATIONS</u>	<u>APPROPRIATION ITEMS</u>	<u>APPROPRIATION FUND SOURCES</u>	
			<u>General Fund</u>	<u>Other Funds</u>
Refrigerator Van Truck (page 96)	\$ 18,000			
Freezer and Reefer Units (page 96)	32,000			
Forklift (page 96)	15,000			
Mobile Radios (page 97)	52,200			
Sewage Holding Tank and Pumps (page 94)	15,000			
Shoreside Electric Power (page 96)	20,000			
Emergency Repair Fund (page 97)	200,000			
Federal Aid Construction, Marine (page 92)		\$15,642,900		\$15,642,000
Nursery Equipment for Ferries		25,000	\$ 25,000	
DEPARTMENT OF HIGHWAYS				
Equipment Purchase, various locations (page 89)		550,700	550,700	
Federal Aid Construction, Highways, various (page 86)		390,893,300		390,893,300
Combustible Materials Storage Cabinets, various (page 87)		50,000	50,000	
Unleaded Fuel Facilities, various (page 87)		60,000		60,000
Anton Larson Bay Road Extension, Kodiak		200,000 **	200,000 **	
Light Rail Corridor Study, Anchorage		60,000 **	15,000 **	45,000
Eagle River Canyon Roads Renovation, Anchorage		150,000 **	150,000 **	
Beach Access Road, Naknek		60,000 **	60,000 **	

	<u>ALLOCATIONS</u>	<u>APPROPRIATION ITEMS</u>	<u>APPROPRIATION</u>	<u>FUND SOURCES</u>
			<u>General Fund</u>	<u>Other Funds</u>
Coronado Road, Anchorage-Eagle River	\$	30,000**	\$	30,000**
Turnagain Boulevard, Anchorage		303,000**		303,000**
Bradly Road, Talkeetna		20,000**		20,000**
Thane Road, Juneau		300,000**		300,000**
Parks-Edgerton Road		40,000		40,000
Road and Bridge Work, Shageluk		150,000**		150,000**
Road Project Phase II, Kotzebue		250,000**		250,000**
Water Front Road, Unalakleet		100,000**		100,000**
Northwood Drive Improvements, Anchorage		240,000**		240,000**
Chugach Way, Anchorage		155,000**		155,000**
Old Seward Highway, Anchorage Borough		260,000**		260,000**
Hoonah Local Service Road		50,000**		50,000**
Angoon Local Service Road		50,000**		50,000**
Resurrection Road Cost Over-run, Seward		8,700		8,700
Hutler Road, Slaughter House Access, Homer		40,000**		40,000**
McClay Road Improvements, Homer		40,000**		40,000**
Jay Hawk Drive, Chugiak		40,000		40,000

The appropriations listed above for roads that are not part of the State Highway System shall be paid as grants to the appropriate municipalities.

G E N E R A L G O V E R N M E N T

	<u>ALLOCATIONS</u>	<u>APPROPRIATION ITEMS</u>	<u>APPROPRIATION</u>	<u>FUND SOURCES</u>
			<u>General Fund</u>	<u>Other Funds</u>
OFFICE OF THE GOVERNOR				
Disaster Relief Fund, statewide (page 115)		\$ 500,000	\$ 500,000	
DEPARTMENT OF ADMINISTRATION				
Duplicating Equipment, Juneau (page 116)		31,100		\$ 31,100
Public Facilities Planning Fund		454,000	454,000	
DEPARTMENT OF PUBLIC WORKS				
Boiler Repair Replacement, statewide (page 113)		30,000	30,000	
Roof Renovations, Repair, statewide (page 113)		115,000	115,000	
Alaska Office Building Maintenance, Juneau (page 113)		11,000	11,000	
Heat Transfer Reduction Shields, Juneau (page 113)		85,000	85,000	
Painting State Facilities, Juneau (page 114)		20,000	20,000	
Community Building Improvements, Juneau (page 114)		3,000	3,000	
Communication Equipment Replacement, statewide (page 116)		175,000	175,000	
Window Replacements, Pioneers Home, Sitka (page 114)		31,000	31,000	
Model School at Brown's Court		225,000 **	225,000 **	
Sewer Project, Pelican		35,000	35,000	

	<u>ALLOCATIONS</u>	<u>APPROPRIATION ITEMS</u>	<u>APPROPRIATION</u>	<u>FUND SOURCES</u>
			<u>General Fund</u>	<u>Other Funds</u>
Sewage System, Dillingham (page 114)		\$ 83,000	\$ 83,000	
Pioneers Home Sprinkler System, Kotzebue (page 115)		81,000	81,000	
HIGHWAYS WORKING CAPITAL FUND				
Equipment Replacement, statewide (page 116)		8,400,000		\$ 8,400,000
Equipment Operations, statewide (page 116)		50,000		50,000
LEGISLATURE				
Fire Doors & Carpeting of Chambers		25,000	25,000	
Capital Improvements		75,000**	75,000**	

CAPITAL BUDGET FUND SOURCES

FEDERAL RECEIPTS	\$435,048,500**
GENERAL FUND	16,020,500**
INTERAGENCY RECEIPTS	31,100
HIGHWAY WORKING CAPITAL FUND	8,510,000
INTERNATIONAL AIRPORT REVENUE FUND	4,017,700
PROGRAM RECEIPTS	<u>196,500</u>
TOTAL CAPITAL BUDGET	\$463,824,300**

SPECIAL OR NEW PROGRAM APPROPRIATIONS
SUMMARY AND INDICES

The following special appropriations were passed during the 1976 legislative session and enacted into law. The appropriations are made to the departments listed for the purpose briefly summarized.

		<u>APPROPRIATION ITEMS</u>		<u>APPROPRIATION FUND SOURCE</u>	
				<u>GENERAL FUND</u>	
HB 274 Ch. 70	Department of Education; Fire Service Training (Education p. 63)	\$ 20,000		\$ 20,000	op
HB 374 Ch. 28	Department of Natural Resources; Restoration & maintenance of Fish Creek	50,000	(2)	50,000	cap
HB 625 Ch. 48	Public Facility Planning Fund; Advance planning for capital projects	2,318,650		2,318,650	op
HB 647 Ch. 9	Office of the Governor; Arctic Winter Games	75,000		75,000	op
HB 700 Ch. 237	Water Resources Revolving Loan Fund (Development p. 53)	3,000,000	2,500,000	3,000,000	2,500,000 <i>for</i> REDUCED BY VETO
HB 743 Ch. 203	Department of Education; School Construction (Education p. 73)	1,946,900	(2)	1,946,900	cap
HB 749 Ch. 242	Department of Education; Community Schools (Education p. 49)	834,000	700,000	834,000	700,000 <i>cap</i> REDUCED BY VETO
HB 788 Ch. 213	Department of Education; Telecommunications (Education p. 73)	148,750	(3)	148,750	op

		APPROPRIATION ITEMS	APPROPRIATION FUND SOURCE <u>GENERAL FUND</u>
HB 868 Ch. 200	Office of the Governor; Alaska Methodist University purchase (General Government p. 3)	\$ 1,900,000 (4)	\$ 1,900,000 cap
HB 870 Ch. 270	Office of the Governor; Bristol Bay Regional Development Council (General Government p. 3)	36,000	36,000 cap
HB 901 Ch. 277	Alaska Housing Finance Corporation; Mortgage Insurance Fund	500,000 (5)	500,000 or
HB 927 Ch. 278	Department of Commerce & Economic Development; Study of an Alaska-Canada rail link (Development p. 47)	50,000	50,000 cap
HB 933 Ch. 258	Robert A. Berry and Jean Berry; Replacing personal property lost in Nondalton fire	5,703	5,703 cap
SB 285 Ch. 98	Department of Health & Social Services; Social Services Institutions	550,000 (6)	550,000 cap
SB 437 Ch. 226	Departments of Commerce & Economic Development & Public Works; Tourism and Whittier boat lift (Development p. 57)	307,000 (7)	307,000 cap
SB 530 Ch. 54	Department of Administration; Miscellaneous claims	7,186 (8)	7,186 or
SB 685 Ch. 39	Department of Natural Resources; Negotiations with prospective purchasers of North Slope natural gas	50,000 (9)	50,000 or
SB 694 Ch. 257	Office of the Governor; Capital Selection Committee (General Government p. 3)	123,500	123,500 or

SB 696 Office of the Governor and Alaska
 Ch. 223 Educational Broadcasting Commission;
 Telecommunications
 (Education p. 127, General Gov't p. 19)

APPROPRIATION ITEMS

\$ 1,825,000 (10)

APPROPRIATION FUND SOURCE
GENERAL FUND

\$ 1,825,000 02

TOTAL

\$13,747,689 13,113,689

\$13,747,689 13,113,689
 REDUCED BY VETO

SPECIAL OR NEW PROGRAM APPROPRIATIONS

F O O T N O T E S

- (1) To be distributed to the Greater Anchorage Area Borough Parks and Recreation Department.
- (2) Appropriations to the Department of Education as follows:
- | | |
|---|------------|
| Construction of a school at Hydaburg | \$ 436,900 |
| Reconstruction of the high school at Anderson | 1,060,000 |
| Construction of a school at Deering | 450,000 |
- (3) Appropriations to the Department of Education as follows:
- | | |
|--|--------|
| Educational telecommunications system proposal for the state | 85,000 |
| Video production facility for student use | 63,750 |
- (4) The appropriation for the purchase of the Anchorage Campus of Alaska Methodist University is conditioned on the continued exclusive use of the campus for educational, medical, recreational or cultural purposes.
- (5) Alaska Housing Finance Corporation shall pay into the mortgage insurance fund from its unrestricted surplus funds the amounts necessary to match the amounts paid into the fund from the appropriation in connection with the issuance of insured mortgage program bonds.
- (6) Appropriations to the Department of Health and Social Services are as follows:
- | | |
|--|------------|
| Hope Cottage operating deficits | \$ 100,000 |
| Construction of Hope Cottage Chalet in Anchorage | 100,000 |
| Construction of a physical facility for Hope Industries in Fairbanks | 350,000 |

(7) Appropriations to the Department of Commerce and Economic Development are as follows:

50% matching grants not to exceed \$50,000 for municipal or non-profit corporations to promote conventions and incentive travel in Alaska	\$ 200,000
---	------------

Tourism economic impact study and visitor data collection system	100,000
--	---------

Appropriation to the Department of Public Works is as follows:

Repair boat lift at Whittier harbor	7,000
-------------------------------------	-------

(8) Appropriation to the Department of Administration to be allocated as follows:

Department of Health and Social Services	\$ 6,422
--	----------

Department of Commerce and Economic Development	31
---	----

Department of Revenue	733
-----------------------	-----

(9) The results of any such negotiations are to be reported to the legislature within two weeks of April 7, 1976 and thereafter on a monthly basis.

(10) Appropriations to the Office of the Governor are as follows:

Satellite transponder lease project	\$1,500,000
-------------------------------------	-------------

Public radio network	150,000
----------------------	---------

Television production costs for legislative coverage	100,000
--	---------

Appropriation to the Alaska Educational Broadcasting Commission is as follows:

Earth station lease costs of \$25,000 each at Anchorage, Fairbanks and Bethel	75,000
---	--------

SUPPLEMENTAL APPROPRIATIONS

Summary and Indices

The following supplemental appropriations were passed during the 1976 legislative session and enacted into law. The appropriations are made to the departments listed for the purpose briefly summarized.

		<u>APPROPRIATION ITEMS</u>		<u>APPROPRIATION FUND SOURCES</u>		
				<u>General</u>	<u>Federal</u>	<u>Other</u>
				<u>Fund</u>	<u>Receipts</u>	<u>Funds</u>
HB 551 Ch. 18	Legislative Affairs Agency (General Government p. 197)	\$ 900,000		\$ 900,000	\$	\$
HB 590 Ch. 199	Department of Military Affairs; National Guard facilities in Bethel & Nome (Public Protection p. 83)	1,576,200(2)	car	314,000	1,262,200	
HB 593 Ch. 79	Department of Health & Social Services; Division of Corrections (Justice pp. 41,43,45,51,57,63,69,79)	587,300(2)		587,300		
HB 594 Ch. 15	Department of Health & Social Services; Division of Public Health (Health pp. 3,19,45,63)	50,500		50,500		
HB 628 Ch. 5	Department of Administration; salary increases (General Government p. 37)	13,917,663(3),(4)		11,452,163	785,000	1,680,500
HB 661 Ch. 108	Department of Administration; salary increases (General Government pp. 37,39,41)	6,351,400(5)		6,351,400		
HB 696 Ch. 136	Office of the Governor; Pipeline Coordinator (Natural Resources p. 21)	46,900		46,900		
HB 738 Ch. 73	Department of Law; miscellaneous court awards (General Government p. 109)	37,633		37,633		

		<u>APPROPRIATION ITEMS</u>		<u>APPROPRIATION FUND SOURCES</u>		
				<u>General</u>	<u>Federal</u>	<u>Other</u>
				<u>Fund</u>	<u>Receipts</u>	<u>Funds</u>
HB 866 Ch. 156	Department of Health & Social Services; social services; program services, alcoholism, et al. (<i>Social Services</i> pp. 95, 97, 115, 139, 141; <i>Health</i> p. 67)	\$ 1,007,200 ⁽⁶⁾		\$ 1,007,200	\$	\$
HB 895 Ch. 65	Department of Education; miscellaneous expenses (<i>Education</i> p. 73)	4,294,500		133,000	4,161,500	
HB 902 Ch. 46	Legislative Affairs Agency; additional expenses of the 2nd session (<i>General Government</i> p. 211)	513,00		513,00		
HB 907 Ch. 80	Department of Administration; salary increases, Masters, Mates & Pilots (<i>General Government</i> p. 37)	226,600		226,600		
HB 924 Ch. 67	Department of Administration; salary increases, Tri-trades (<i>General Government</i> p. 37)	1,131,200 ⁽⁷⁾		805,700	43,000	282,500
HB 925 Ch. 68	Department of Administration; salary increases, supervisory & confidential (<i>General Government</i> p. 37)	242,800 ⁽⁸⁾		217,100	17,000	8,700
HB 930 (Ch. 109)	Legislative Affairs Agency; additional expenses of the 2nd session (<i>General Government</i> p. 211)	288,200		288,200		
SB 541 Ch. 14	Department of Administration; Teachers Retirement System (<i>General Government</i> p. 103)	2,691,000		2,691,000		

APPROPRIATION ITEMS

APPROPRIATION FUND SOURCES

General
Fund

Federal
Receipts

Other
Funds

SB 605 Department of Highways;
Ch. 43 highway construction

\$57,426,363⁽⁹⁾

cal

\$11,691,086

\$45,735,277

TOTAL

\$91,288,459

\$37,312,782

\$52,003,977

\$1,971,700

SUPPLEMENTAL APPROPRIATIONS

FOOTNOTES

(1) Appropriations to the Department of Military Affairs are as follows:

	<u>General Fund</u>	<u>Federal Receipts</u>
Constructing or modifying National Guard hangars in Bethel and Nome	\$ 180,000	\$ 1,262,200
Connecting the National Guard Armory in Nome to the city water and sewer system	134,000	

(2) Appropriation to the Department of Health & Social Services to be allocated as follows:

Unpaid bills from prior years	\$ 58,600
Nome jail renovation	9,000
Full cost of care for children for FY 1976	42,600
Replace interagency receipts	151,600
Security renovations, Anchorage State Jail	78,300
Guard tower, Juneau Correction Center	50,000
Security fence, Fairbanks Correction Center	143,000
Razor ribbon, shower room renovations Eagle River Correction Center	24,200
Ridgeview women's facility	30,000

(3) Appropriations to the Department of Administration as follows:

Confidential bargaining unit employees	\$ 481,700
General Government bargaining unit employees	4,856,600

Supervisory unit employees	\$1,001,500
Labor, trades, and crafts units employees	5,351,700
Marine union employees	2,226,163

(4) "Other Funds" appropriated to cover salary increases are as follows:

International Airport Revenue Fund	688,900
Highway Working Capital Fund	923,200
Teachers' Retirement Fund	9,700
Public Employees' Retirement Fund	9,700
Agricultural Revolving Loan Fund	3,400
Veterans' Revolving Loan Fund	23,800
FICA Fund Reserve Account	1,500
Surplus Property Revolving Fund Reserve Account	4,900
Second Injury Fund Reserve Account	1,900
Sick & Disabled Fisherman's Fund Reserve Account	1,900
Donated Commodities Handling Fee Reserve Account	1,900
Fish and Game Fund	9,700

(5) Appropriations to the Department of Administration as follows:

Non-covered employees	\$4,291,400
University professional staff	1,100,000
Community College faculty and Tanana Valley Community College expansion	960,000

(6) Appropriations to the Department of Health & Social Services to be allocated as follows:

	<u>Allocation</u>	<u>Appropriation</u>
Social Services	\$ 118,400	
Program Services	341,000	
Office of Alcoholism	317,800	
Harborview settlement	180,000	
Violent Crimes Compensation Board		50,000

(7) "Other Funds" appropriated to cover salary increases are:

International Airport Revenue Fund	\$ 101,200
Highway Working Capital Fund	181,300

(8) "Other Funds" appropriated to cover salary increases are:

International Airport Revenue Fund	\$ 3,400
Highway Working Capital Fund	5,300

(9) The amounts expended from the general fund appropriation shall be reimbursed from the proceeds of the sale of bonds approved by the voters in November 1976 for the purpose of highway construction.

BOND AUTHORIZATIONS
SUMMARY AND INDEX

The following general obligation bond authorization acts were passed during the 1976 legislative session:

HB 549 Ch. 124	Regional Fire Fighter Training Centers	\$ 7,100,000	4,200,000 REDUCED BY VETO
HB 609 VETOED	Flood Control, Port Facilities Development, and Small Boat Harbor Projects	30,050,000	
HB 615 Ch. 214	Fish and Game Management & Development Facilities	29,205,000	
HB 806 Ch. 239	Senior Citizen Housing	7,500,000	
SB 564 Ch. 131	School Facilities	59,290,000	
SB 580 Ch. 247	Highways, Highway Maintenance Facilities, Local Service Roads and Trails, and Marine Transportation	53,360,000	
SB 585 VETOED	Health and Social Services Facilities	14,400,000	
SB 729 Ch. 248	Airports	6,866,000	
SB 731 Ch. 168	Parks and Recreation, Open Space, and Historic Projects	6,660,000	
SB 732 Ch. 271	Water Supply and Sewerage Systems	31,000,000	
SB 734 Ch. 243	University of Alaska	26,960,000	
SB 744 Ch. 270	Justice Facilities	10,630,000	
TOTAL AS PASSED		\$283,021,000	
TOTAL AS REDUCED BY VETO		\$235,671,000	

BOND AUTHORIZATIONS

APPROPRIATIONS

HB 549 Regional Fire Fighter Training Centers. There is appropriated from the "Regional Fire Fighter
Ch. 124 Training Centers Bond Fund" to the Department of Education the amount of ~~\$7,100,000~~. The pro-
ceeds of these bonds shall be allocated as follows:

(1) Full Service Centers:	Anchorage	\$ 2,300,000-
	Fairbanks	2,300,000-
(2) Limited Service Centers:	Juneau	1,500,000-
	Kotzebue	500,000-
	Bethel	500,000-

*THE AUTHORIZATION FOR THE ISSUANCE OF THESE BONDS WAS REDUCED BY VETO FROM \$7,100,000
TO \$4,200,000. THE ABOVE APPROPRIATION WAS VETOED.*

HB 609 Flood Control, Port Facilities Development, & Small Boat Harbor Projects. There is appropriated from
VETOED the "1976 Flood Control, Port Facilities Development and Small Boat Harbors Fund" to the Depart-
ment of Public Works the amount of \$30,050,000, the proceeds of these bonds for port facilities
development projects to be allocated in accordance with the Port Facilities Development Act
(AS 30.15), and for various small boat harbor projects to be allocated in accordance with
AS 35.10.090-35.10.120, apportioned, but not limited, to the following projects and estimates
notwithstanding the provisions of AS 24.30.037:

(1) Anchorage - port development Phase III, Terminal No. 3	\$ 3,000,000
(2) Juneau - port development, Phase II, or various small boat harbor improvements	2,000,000
(3) Ketchikan - port development and Bar Point small boat harbor expansion	2,250,000
(4) Petersburg - port development and small boat har- bor improvements	-675,000

(5)	Wrangell - port development and small boat harbor improvements	\$ 675,000
(6)	Seward - port development and small boat harbor improvements	1,000,000
(7)	Haines - port development and small boat harbor improvements	750,000
(8)	Unalaska - port development improvements, to supplement funds allocated under Ch. 86, SLA 1974	500,000
(9)	Bethel - port development, including warehouse facilities	500,000
(10)	Naknek - port development	500,000
(11)	Cordova - small boat harbor expansion, basin dredging, and other inner harbor improvements, Phase I	2,000,000
(12)	Kodiak - small boat harbor, installation of inner harbor improvements and fishermen's warehouse	1,500,000
(13)	Homer - small boat harbor	500,000
(14)	Kenai - small boat harbor	500,000
(15)	Sitka - small boat harbor	1,000,000
(16)	King Cove - small boat harbor	500,000
(17)	Skagway - small boat harbor improvements	750,000
(18)	Valdez - small boat harbor expansion of mooring facilities	500,000
(19)	Seldovia - small boat harbor development	500,000

- | | | |
|------|--|------------|
| (20) | Port Lions - small boat harbor, inner harbor improvements | \$ 500,000 |
| (21) | Kake - small boat harbor | 500,000 |
| (22) | Perryville - harbor facility | 500,000 |
| (23) | Western Alaska port facilities, including but not limited to Barrow, Galena, Kotzebue, Scammon Bay, and Mountain Village | 2,950,000 |
| (24) | Contingencies and Cost Overruns - Sec. 4: Department of Public Works for contingencies and cost overruns applicable to port facilities development and small boat harbor projects under AS 30.15 and AS 35.10.090-35.10.120, respectively, set out in Sec. 3 of this Act, and for other port facilities development and small boat harbor projects under AS 30.15 and AS 35.10.120 at the discretion of the Commissioner of Public Works, with the approval of the Governor, notwithstanding AS 24.30.037. | 1,500,000 |
| (25) | Flood Control Projects - Sec. 5: Department of Public Works for flood control projects in the vicinity of Fairbanks. | 4,500,000 |

HB 615
Ch. 214

Fish and Game Management and Development Facilities. There is appropriated from the "1976 Fish and Game Construction Fund" to the Department of Fish and Game the amount of \$29,205,000. The proceeds of these bonds shall be allocated by the Governor in accordance with the following projects and estimates:

- | | | |
|-----|--|-----------|
| (1) | Hatchery and rearing facilities to produce at least 65 million salmon fry, including 20 million coho and chinook salmon - Cook Inlet Basin | 6,770,000 |
| (2) | Russian River fish passage facility - Cook Inlet Basin | 300,000 |
| (3) | Hatchery and rearing facilities to produce 25 million salmon fry and added lake and saltwater rearing of coho salmon - Prince William Sound-Whittier | 2,970,000 |

(4)	Hatchery and rearing facilities to produce at least 20 million sockeye and 30 million pink/chum fry - Kodiak-Alaska Peninsula	\$ 6,720,000
(5)	Hatchery and rearing facilities to produce sheefish, grayling, trout, and salmon - Fairbanks - AYK	655,000
(6)	Hatchery and rearing facilities to produce at least 100 million salmon fry in Southeastern Alaska, including coho and chinook salmon - Southeastern Alaska	7,450,000
(7)	Anan Creek fish passage facility - Southeastern Alaska	655,000
(8)	Acquire sonar fish counters - Kenai-Kasilof	236,500
(9)	Vessel modification - M/V Resolution - Homeport	122,400
(10)	Construct fish ladder (Frazier Lake) - Kodiak	315,000
(11)	Bear Lake fish facility improvement - Seward	75,000
(12)	Beaver Falls holding facility - Ketchikan	105,000
(13)	Construct sewage treatment facility - King Salmon	170,600
(14)	Construct warehouse and quarters - Sand Point	246,800
(15)	Vessel purchase; initial use: Southeast Alaska	500,000
(16)	Construct warehouse and shop - Palmer	235,700
(17)	Construct warehouse - Dillingham	288,000
(18)	Salmon development projects - statewide	1,390,000

HB 806 Senior Citizen Housing. There is appropriated from the "Senior Citizen Housing Development
Ch. 239 Fund" to the Department of Community and Regional Affairs the amount of \$7,500,000 to be
used for the purpose of paying the cost of senior citizen housing.

SB 564 School Facilities. There is appropriated from the "1976 School Facilities Construction Fund"
Ch. 131 to the Department of Public Works the amount of \$59,290,000. The proceeds of these bonds
shall be further appropriated as follows:

- (1) To the Department of Public Works for allocation to the regional educational attendance
areas for elementary and secondary school construction and repair in those
areas as follows:

<u>Regional Educational Attendance Area (REAA)</u>	<u>Appropriation</u>
1. Northwest REAA	\$ 5,971,600
2. Bering Straits REAA	3,127,600
3. Lower Yukon REAA	1,500,000
4. Lower Kuskokwim REAA	7,781,000
5. Upper Kuskokwim REAA	1,008,000
6. Nushagak-Bristol Bay REAA	2,112,000
7. Lake/Peninsula-Bristol Bay REAA	216,000
9. Pribilof Islands REAA	1,000,000
11. McGrath REAA	500,000
12. Middle Yukon REAA	400,000
13. Upper Yukon REAA	700,000
15. Upper Tanana REAA - West	380,000
16. Upper Tanana REAA - East	625,000

- | | |
|---|------------|
| 17. Copper River REAA | \$ 600,000 |
| 18. Northern Panhandle REAA | 1,152,000 |
| 19. Southeast Alaska (Southern Panhandle) REAA | 158,800 |
| 21. Chugach REAA | 192,000 |
| (2) To the Department of Education for disbursement to the Bristol Bay Borough School District to forgive indebtedness for past school construction | 600,000 |
| (3) To the Department of Public Works for elementary and secondary school construction and repair of the on-base schools on the several military reservations, statewide, whether or not operated by contract by a city or borough school district under AS 14.14.110, notwithstanding AS 24.30.037 | 1,895,000 |
| (4) To the Department of Public Works for the upgrading, statewide, of water and sewer facilities at regional educational attendance area schools, at locations, statewide, notwithstanding AS 24.30.037 | 900,000 |
| (5) To the Department of Public Works to be allocated for the acquisition, construction, and equipping of elementary and secondary schools and vocational centers in the following school districts, communities, or other locations: | |

	<u>Allocation</u>
1. Akiak	\$ 547,000
2. Chistochina	90,000
3. Choolunowik	400,000
4. Cordova	1,440,000
5. Craig - Klawock	771,000

	<u>Allocation</u>
6. Dillingham	\$ 1,920,000
7. Eagle	300,000
8. Fortuna Ledge	400,000
9. Holy Cross	1,000,000
10. Hoonah	1,250,000
11. Kaktovik	2,250,000
12. Kipnuk	835,000
13. King Cove	576,000
14. Kotlik	2,100,000
15. Manakotak	304,000
16. Minto	1,000,000
17. Mountain Village	400,000
18. Nome	750,000
19. Nondalton	2,208,000
20. Northway	440,000
21. Nulato	1,000,000
22. Old Harbor	1,200,000
23. Pelican	100,000
24. Pilot Station	400,000
25. Port Lions	1,200,000
26. Ruby	1,500,000

	<u>Allocation</u>
27. Skagway	\$ 750,000
28. Tri Valley	500,000
29. Yakutat	1,920,000
30. Barrow Vocational Center Equipment	400,000
31. Haines Vocational Center Building	500,000
32. Copper Center School Study	20,000

SB 580
Ch. 247

Highways, Highway Maintenance Facilities, Local Service Roads and Trails, and Marine Transportation. There is appropriated from the "1976 Transportation Construction Fund" to the Department of Highways the sum of \$53,168,000. The proceeds of these bonds shall be allocated by the Governor in accordance with the following projects and estimates:

	<u>Allocation</u>
(1) Highway construction and engineering projects - statewide	\$41,035,000
(2) Highway maintenance facilities:	
(A) Fuel tank replacement - statewide	150,000
(B) Acquire land and construct maintenance facility - Palmer	1,235,000
(C) Thompson Pass Camp - Valdez vicinity	500,000
(D) Highway maintenance camp construction - Skagway	690,000
(E) Construct Anchorage cold storage building - Anchorage	50,000
(F) Construct trailer pads - Interior District	60,000
(G) Highway camp improvements - Tok	265,000
(H) Construct cold storage building - Soldotna	50,000

	<u>Allocation</u>
(3) Local service roads and trails, allocated in accordance with AS 19.30.111-19.30.251 - statewide	\$ 7,000,000
(4) Marine Transportation construction and engineering projects:	
(A) Vessel renovation	1,440,000
(B) Multipurpose Building - Auke Bay	60,000
(C) Terminal Building - Skagway	48,000
(D) Terminal Relocation and Enlargement - Cordova	21,000
(E) Terminal Building - Metlakatla	24,000
(F) Land acquisition, dock and staging area improvements - Skagway	156,000
(G) Dolphins and dock modifications - Metlakatla	36,000
(H) Land acquisition and terminal improvements - Ketchikan	48,000
(I) Dock construction and staging area enlargement - Auke Bay	300,000

There is appropriated from the "1976 Transportation Construction Fund" to the Department of Public Works, Division of Marine Transportation, the sum of \$192,000 to fund:

Cafeteria Conversion - M/V BARTLETT	\$ 192,000
-------------------------------------	------------

SB 585
VETOED

Health & Social Services Facilities. There is appropriated from the "Health and Social Services Facility Fund" to the Department of Health and Social Services the amount of \$14,400,000. The proceeds of these bonds shall be allocated as follows:

(1) Anchorage alcoholism facility	\$ -3,000,000-
(2) Fairbanks health and family service center	-300,000-

(3)	Ketchikan alcoholism facility	\$ 800,000
(4)	Cordova health and family service center	300,000
(5)	Sitka community hospital	3,000,000
(6)	Nenana health and family service center	200,000
(7)	Bethel health and social services facility	1,000,000
(8)	Kodiak alcoholism facility	500,000
(9)	Nome alcoholism facility	600,000
(10)	Kotzebue alcoholism facility	400,000
(11)	Juneau alcoholism facility	2,000,000
(12)	Ketchikan General Hospital and Island View Manor Wing	1,500,000
(13)	Chugiak-Eagle River senior citizens' housing	800,000

SB 729
Ch. 248

Airports. There is appropriated from the "1976 Airport Construction and Facilities Fund" to the Department of Public Works the amount of \$6,866,000. The proceeds of the bonds shall be allocated as follows:

(1)	Runway reconstruction - Deadhorse	\$ 600,000
(2)	Runway repair - Barrow	100,000
(3)	Dock facility - Cold Bay	2,000,000
(4)	Armor stone riprap - Whittier	50,000
(5)	Landing strip - Nelson Lagoon	90,000
	Nunapitchuk	50,000
	Allakaket	60,000
	Point Lay	100,000
	Lime Village	480,000

(6) Increased project estimates -		
trunk airports (\$144,000) -	Hooper Bay	\$ 4,000
	Talkeetna	25,000
	Homer	100,000
	Nome	10,000
	Dillingham	5,000
(7) Secondary airports - various		
projects (\$1,232,000) -	Sheldon Point	125,000
	Crooked Creek	250,000
	Russian Mission	415,000
	Akhiok	108,000
	Karluk	53,000
	New Minto	96,000
	Big Lake	95,000
	Ouzinkie	90,000
(8) Gravel Resurfacing -		
	Emmonak)	
	Alakanuk)	130,000
	Kotlik)	
	Newtok)	
	Chevak)	1,200,000
	Tununak)	
(9) Resurfacing airport - Russian Mission		90,000
(10) Airport upgrade - Northwest Region		400,000
(11) Airport expansion - Kotzebue		80,000
(12) Airport improvements - rotary beacons - statewide		60,000

SB 731
Ch. 168

Parks and Recreation, Open Space, and Historic Projects. There is appropriated from the "1976 Parks Construction Fund" to the Department of Natural Resources the amount of \$6,660,000. The proceeds of the bonds shall be allocated as follows:

(1) Statewide planning projects - statewide	\$ 100,000
(2) Nancy Lake utility improvements - Mat-Su Borough	25,000
(3) Dry Creek Campground - acquisition and development - Glennallen	250,000

(4)	Portable sanitary facilities - statewide	\$ 50,000
(5)	Clam Gulch parking improvements - Kenai Peninsula	50,000
(6)	Nancy Lake Recreation Area acquisition - Mat-Su Borough	200,000
(7)	Denali State park acquisition - Mat-Su Borough	300,000
(8)	Dry Creek archaeological site - Healy area	75,000
(9)	Chugach State Park acquisition - Anchorage area	1,000,000
(10)	Chilkat State Park development - Haines area	250,000
(11)	Chilkat State Park acquisition - Haines area	50,000
(12)	Deep Creek Wayside acquisition and development - Kenai Peninsula	75,000
(13)	Fort Abercrombie Historical Park development - Kodiak	250,000
(14)	Denali State Park development - Mat-Su Borough	235,000
(15)	Totem Bight restoration - Ketchikan	75,000
(16)	Kenai Peninsula development - Kenai Peninsula	150,000
(17)	Kachemak Bay State Park acquisition and development - Homer area	100,000
(18)	Pleasant Camp - study, acquisition and adaptive use - Haines area	25,000
(19)	Ninilchik Camp development - Kenai Peninsula	75,000
(20)	Caines Head Recreation Area development - Seward area	100,000
(21)	Chugach State Park development at Eagle River - Anchorage area	725,000
(22)	Matching funds for local governments	2,500,000

Sec. 3. (a) If the issuance of these bonds is authorized by the qualified voters of the state, \$2,500,000 shall be allocated from the proceeds of the sale of the bonds described in sec. 1 of this Act, except for the accrued interest and premiums to the "Outdoor Recreational, Open Space, and Historic Properties Development Fund" (AS 41.22.010) in the Department of Natural Resources to provide matching funds for grants to local governments for outdoor recreational, open space, and historic properties projects.

(b) Notwithstanding the provisions of AS 41.22.020(a), the sum of \$1,000,000 shall be made available for retroactive matching on a basis of \$1 from the "Outdoor Recreational, Open Space, and Historic Properties Development Fund" for each \$4 of local money spent on development of eligible properties since October 1, 1970. Any funds granted under this provision shall be for additions or improvements to the properties on which the matching funds were expended and may include, but are not limited to the following areas:

Eaglecrest Recreation Area - Juneau	\$ 150,000
Fairview acquisition and development - Anchorage	250,000

SB 732 Water Supply and Sewerage Systems. There is appropriated from the "1976 Water Supply and
Ch. 271 Sewerage Systems Construction Fund" to the Department of Environmental Conservation the amount of \$31,000,000. The specific uses of the proceeds of these bonds shall be determined by the Governor in accordance with AS 46.03.030, except that \$1,500,000 of the proceeds shall be used in funding The Village Safewater Act (AS 46.07).

SB 734 University of Alaska. There is appropriated from the "1976 University of Alaska Construction
Ch. 243 Fund" to the University of Alaska the amount of ~~\$26,960,000~~ \$17,760,000 (REDUCED BY VETO; THE AUTHORIZATION REMAINS AT \$26,960,000). The proceeds of these bonds shall be allocated as follows:

(1) Laboratory facility construction - Seward	\$ 1,050,000
(2) Central utility systems installation - Seward	350,000
(3) Complete addition to Patty Building (ice rink) - Fairbanks	1,200,000
(4) Resources and Irving equipment completion - Fairbanks	400,000
(5) Brooks and Bunnell Building improvements - Fairbanks	50,000

(6)	Hazardous storage and warehousing - Fairbanks	\$ 300,000
(7)	Replace instructional equipment - Fairbanks	300,000 VETOED
(8)	Museum Building (Phase I) - Fairbanks	7,000,000
(9)	Library/Fine Arts Building improvements for Alaska - Fairbanks	300,000
(10)	Student Center completion - Anchorage	900,000
(11)	Health Occupations facility equipment - Anchorage	200,000
(12)	Land acquisition - Anchorage	3,650,000 VETOED
(13)	Physical Education Building and Ice Rink completion - Anchorage	600,000
(14)	Theater and Building "K" equipment completion - Anchorage	400,000
(15)	Life Safety improvements - Anchorage	300,000
(16)	Additional instructional equipment - Anchorage	140,000
(17)	Maintenance Building - Anchorage	1,000,000
(18)	Library materials and equipment - Anchorage	140,000
(19)	Roads, streets and parking - Anchorage	300,000
(20)	Utilities upgrade - Juneau	300,000
(21)	Fisheries Science equipment - Juneau	100,000
(22)	Career Education Facility and general classroom - Juneau	1,250,000 VETOED
(23)	Maintenance Building - Juneau	250,000 VETOED

(24)	Land acquisition - Juneau	\$ 150,000	VETOED
(25)	Library materials and equipment - Juneau	100,000	VETOED
(26)	Roads, streets, parking and sewer improvements - Juneau	250,000	
(27)	Fisheries Processing Lab equipment - Kodiak	100,000	
(28)	Library, classroom, offices - Kodiak	750,000	VETOED
(29)	Television studios remodeling - Kuskokwim (Bethel)	40,000	
(30)	Library, classroom, offices - Kuskokwim (Bethel)	750,000	
(31)	Classroom, Library - Kenai	750,000	VETOED
(32)	Instructional space - Matanuska-Susitna (Palmer)	1,000,000	VETOED
(33)	Phase II building construction - Nome	500,000	VETOED
(34)	Science equipment - Ketchikan	50,000	
(35)	Marine Technical Facility - Ketchikan	500,000	VETOED
(36)	Vocational Building remodeling - Ketchikan	90,000	
(37)	Art Studio equipment - Sitka	50,000	
(38)	Roads, streets, parking - Sitka	100,000	
(39)	Extension Center - Valdez	600,000	
(40)	Extension Center - Barrow	700,000	

SB 744
Ch. 270

Justice Facilities. There is appropriated from the "1976 Justice Facilities Construction Fund" to the Department of Public Works the amount of \$10,630,000. The proceeds of these bonds shall be allocated as follows:

(1) Correctional centers, major replacement and renovation projects:

Cordova		\$ 100,000
Fairbanks)	
Anchorage)	230,000
Palmer)	
Eagle River)	
Juneau)	
Ketchikan)	

- (2) Construct juvenile facility and female detention center - Juneau 1,500,000
- (3) Construct pre-sentence detention center - Anchorage 2,000,000
- (4) Construction of juvenile unit - Fairbanks 2,000,000
- (5) Construct combined court and correctional center - Barrow 2,500,000
- (6) Public Safety facility - Fairbanks 2,300,000

VETO MESSAGES

THE VETO MESSAGES FOR THE GENERAL APPROPRIATIONS ACT, BONDS, AND SPECIAL APPROPRIATIONS ARE INCLUDED AS FOLLOWS:

HB 586	GENERAL APPROPRIATIONS ACT
HB 700	WATER RESOURCES REVOLVING LOAN FUND
HB 749	COMMUNITY SCHOOLS
HB 549	REGIONAL FIRE FIGHTER TRAINING CENTERS
HB 609	FLOOD CONTROL, PORT FACILITIES, AND SMALL BOAT HARBORS
HB 585	HEALTH & SOCIAL SERVICES FACILITIES
SB 734	UNIVERSITY OF ALASKA

ERRATA

in

Governor's Veto Message for Chapter 279, SLA 1976

1. Page 3, line 8
delete: \$550,000,600
insert: \$550,600
2. Page 5, line 49
delete: \$1,000,000
insert: \$600,000
3. Page 6, line 1
delete: \$60,264,200
insert: \$16,664,000
4. Page 6, line 1
delete: \$800,000
insert: \$1,200,000
5. Page 6, line 2
delete: 1.1
insert: 1.5



STATE OF ALASKA

OFFICE OF THE GOVERNOR

JUNEAU

June 30, 1976

The Honorable Mike Bradner
Speaker of the House
Alaska State Legislature
Juneau, Alaska 99811

Dear Mr. Speaker:

Under the authority of Article II, Section 15 of the Alaska Constitution, I have today exercised my item-veto authority in the following bill and am transmitting the enrolled and engrossed copies to the Lieutenant Governor's Office for permanent filing:

FREE CONFERENCE COMMITTEE SUBSTITUTE FOR
SENATE COMMITTEE SUBSTITUTE FOR
COMMITTEE SUBSTITUTE FOR
HOUSE BILL NO. 586
(operating and capital expenses
of state government)
(Chapter 279, SLA 1976)

As I have often stated, it is paramount that the growth rate in state government which has been experienced over recent years be brought under control. In January, I made clear that total state expenditures of \$700 million must be adhered to for fiscal year 1977.

The legislature in its budget preparations has handed down a budget which would effectively put state expenditures at approximately \$717 million for fiscal year 1977. Such an increase substantially alters the \$700 million ceiling outlined earlier.

The responsibility of holding down the growth in state budget must be lodged somewhere. I feel it is my responsibility as governor to shoulder that responsibility. Although a difficult and thankless task, it is one that must be accomplished. I would only ask that as each Alaskan considers the budget reductions which I now make, each in turn will rise above regional and political concerns to join in my concern with the future fiscal health of our state.

Since the adjournment of the legislature some three and one half weeks ago, my staff and I have spent considerable time analyzing the various legislative budget items. Unlike the five months afforded the legislature for a review of my administration's budget proposals, we have had a three and one half week period to do our best to put together a rational analysis of the legislative budget.

Generally speaking, the following criteria guided my efforts in examining the fiscal year 1977 budget:

- (1) Does the budget item create a new program or expand an existing program for which there is not sufficient information to assess the anticipated results of the increased appropriation?
- (2) Does the budget item provide a grant for a special service to only a small number of Alaskans without assurances that the group is the one most in need of such services?
- (3) Was the budget item appropriated simply because of the political clout of a single elected representative and not because of any relative merit?
- (4) Is the budget item rightly the responsibility of the state, or should or could the service be provided by a political subdivision or more rightly by a group of private concerned individuals?
- (5) Should state funding of a given program or project be reduced to induce user contribution to the costs of the program from which that user benefits?
- (6) To what extent have the future implications of state involvement in new arenas been analyzed in the light of future costs and what are the life-cycle costs of the numerous small capital items included?

My vetoes in FCCS SCS CSHB 586 can be grouped into the following major categories:

	<u>Total</u>	<u>General Fund</u>
Operating Budget	\$7,734,800	\$7,388,700
New Legislation*	\$6,465,000	\$6,133,300
Capital Items	\$5,379,300	\$5,109,300
Total	\$19,579,100	\$18,631,300

*New legislation includes failed legislation and appropriated fiscal notes.

To further aid in the analysis of my vetoes to the appropriation bill, I have listed below a brief explanation of the reductions in excess of \$100,000.

EDUCATION

Department of Education -- Revenue Sharing reduced by \$550,000,600 to a level that represents 50 per cent funding of the total entitlement for fiscal year 1977. This program was originally conceived upon the assumption that areas which have a high level of state government activity have less taxable property since state structures are not taxable. However, after reviewing the average assessed evaluation of communities receiving support through this program, we find that instead these communities are among the highest in terms of assessed value in the state. Accordingly, as introduced in my budget in January, we are beginning a two year phase out of what has become known as the "Mini 874 Program". This 50 per cent funding is the first year of that two year phase out.

Department of Education - Career and Vocational Education reduced by \$160,000. These funds which are used to provide teachers with vocational educational training, represents a considerable expansion of state effort. I have opted to allow a maintenance level program to continue in fiscal year 1977.

UNIVERSITY OF ALASKA OPERATING BUDGET reduced by \$3,613,600. Following my reduction, the direct state support of Alaska will be \$52,100,000 before allocation of salary increase appropriations made separately and settlement of the 1977 contract with the Community College structures. This amount represents an increase of approximately \$1.8 million over the budget proposed by myself in January. The direct appropriation of state funds for the University of Alaska for fiscal year 1975 was \$26.6 million; for fiscal year 1976 \$36.5 million; and for fiscal year 1977, even following my reduction, \$52.1 million. These comparisons which exclude salary increases for each year indicate a significant increase in the University General Fund budget. By vetoing the \$3,613,600 from the "bottom line" of the University appropriation, I am allowing the Board of Regents the maximum discretion available to allocate the funds to derive what is in their opinion the greatest educational benefit from the appropriation.

EDUCATIONAL BROADCAST COMMISSION REDUCED BY \$348,300.
 This reduction will bring the funding level for the Commission to \$1,703,800 compared to an appropriation of \$1,258,900 for fiscal year 1976. This substantial increase, especially when viewed in the context of other funding provided by the 1976 legislature for TV and telecommunications I feel is indeed sufficient. The Alaska Education Broadcast Commission is charged with the allocation of these funds to the best and most beneficial use. I feel the Commission can thus allocate the funds as the various competitors for those funds justify their particular projects. This is most clearly in compliance with the original intent of the legislation which established the Alaska Education Broadcast Commission.

SOCIAL SERVICES

Office of the Governor - Alaska Plan Committee reduced by \$175,000. As outlined in my budget in January, it is felt that the Alaska Plan should rightly be funded not only by the state government but also by the two other entities directly benefiting from activities of the Alaska Plan Committee. My reduction to \$100,000 of state support will require that those two groups contribute a fair share towards operation of the committee. Once this cooperation has been achieved, the Alaska Plan can continue in its valuable efforts toward placing minorities both on the pipeline construction job and other major construction efforts. I feel strongly that this is a case where the state is being called upon to completely fund a program which is not entirely a state responsibility.

From all quarters I hear of the valuable efforts of the Alaska Plan Committee and I concur. Although attempts will be made to construe my veto as non-support of the Alaska Plan, I must insist that the state should be a partner, not sole bearer of the cost.

DEPARTMENT OF HEALTH AND SOCIAL SERVICES - ALCANTRA
 The Alcantra Youth Campus operating budget has been reduced by \$525,400 in total funds, of which \$318,900 is provided directly by the State of Alaska. As has been discussed publicly for a number of years, this institution has proven to be extremely expensive in light of other alternatives for care of the young people. In fiscal year 1977, I have allowed a sufficient appropriation to remain to pay the required debt service and to keep the facilities in proper physical condition for other potential users. The young people currently residing in the

Alcantra institution will be covered through contractual programs under the auspices of the Department of Health and Social Services. This coverage will ultimately result in considerable savings to the state while properly caring for the young clients.

DEPARTMENT OF COMMUNITY AND REGIONAL AFFAIRS - COMMUNITY SERVICES

Community Services is reduced by \$195,000 representing a reduction of \$175,000 from the funds earmarked for the Alaska Legal Services and \$20,000 of a reduction from a total of \$50,000 for a Third Bush Justice Conference. This reduction will allow \$65,000 to augment federal funds for the maintenance level operations of Alaska Legal Services during fiscal year 1977. I have allowed \$30,000 of state funding to remain for the Third Bush Justice Conference to be held in October in Kodiak.

HEALTH

Department of Health and Social Services - Community Mental Health Centers. This item I have reduced by \$265,700 to a total appropriation of \$1,301,100 which compares to a fiscal year 1976 appropriation of \$630,900. The amount remaining represents an addition of \$267,000 to my original budget as proposed in January. The expansion of this program as allowed for in fiscal year 1977 shows, I feel, a commitment on the part of this administration towards acknowledging the need for improved local mental health care while acknowledging the pressing requirements for fiscal austerity.

ADMINISTRATION OF JUSTICE

Department of Public Safety - Criminal Investigation Bureau. My reduction of \$225,000 in this program is only a partial reduction and will allow a \$350,000 expansion of service in the Department of Public Safety over the level originally included in my budget. This addition I approve in acknowledgement of the tremendous pressures placed upon the state troopers and the Department of Public Safety with the constant side effects of overwhelming economic activity in our state.

DEVELOPMENT

Department of Community and Regional Affairs - Municipal Revenue Sharing. This item I have reduced by \$1,000,000. After my veto today, the funding of this activity will

be at \$60,264,200 or approximately \$800,000 more than originally proposed in my January budget and about 1.1 million more than authorized in fiscal year 1976. The budget in Municipal Revenue Sharing which I now approve must be viewed in context with the considerable additional funding provided communities through the state support of education, which my administration has initiated and strongly endorsed.

MUNICIPAL BOND BANK AUTHORITY

This \$500,000 item I have deleted since the most recent advice of my financial advisors indicates that the additional funding for the reserve will not in fact be required.

GENERAL GOVERNMENT

Office of the Governor - Alaska Energy Office. This program was reduced by \$105,000. In my budget, I proposed that a \$250,000 be allocated to three pilot projects to test the viability of the use of wind power in the generation of electrical energy in rural Alaska. After careful consideration, I am convinced that expenditure of the funds as originally proposed by the Energy Office would provide the best set of projects for the purpose of feasibility testing. While the addition of new locations may be desirable, it would tend to blur the purpose of the pilot project which is most importantly designed to determine feasibility. Accordingly, three projects, Nelson Lagoon, Cold Bay, and Kotzebue will proceed as planned for fiscal year 1977.

CAPITAL BUDGET

EDUCATION

University of Alaska - TV system - Kuskokwim Community College. This item I have reduced by \$182,000. Following my reduction, there will remain \$40,000 in the general fund budget for expansion of this program, plus an additional \$40,000 which is included in the University of Alaska Bond Bill for the renovation of the media facility.

University of Alaska Campus Consortium Library Media Center. This item I have reduced by \$200,000, allowing a \$50,000 amount to remain for the purchase of additional media materials for the Center. This will allow for moderate expansion of the Media Center during fiscal year 1977.

University of Alaska, Dillingham Extension Center. I have reduced the Dillingham Extension Center by \$750,000. This reduction deletes this particular project. It is my intention to review the Dillingham project prior to next session in a competing situation with the \$9.5 million in projects vetoed from the University of Alaska Bond Bill appropriations as well as other projects for the University of Alaska. I felt reluctant to allow this particular extension center to be directly funded without adequate information to compare the future program and fiscal impacts of the project against that of other possible University projects.

University of Alaska, Anchorage campus - Removal of Architectural Barriers. I have reduced the Architectural Barriers project by \$100,000. Following my reduction, \$150,000 in funding remains which can be immediately utilized during this summer for the removal of architectural barriers for the disabled thus allowing easy access to the University of Alaska structures in Anchorage. Further funding of this project, as well as others mentioned, can be proposed for consideration of bond funding to be determined by the next legislature for items I have reduced in the U. of A. bond bill before the voters in November.

HEALTH

Department of Health and Social Services - Health Centers. In the area of health centers, I have made the following vetoes:

Unalaska Health Center deleted \$50,000

Mountain Village Health Center grant deleted \$100,000

Fort Yukon Health Center reduced by \$75,000 to a total of \$125,000

The decision to reduce these health center grants was a very difficult one. It is my feeling that compared to other health priorities of the state, and considering that these communities already have health facilities which compare favorably to other communities of the state, I made the difficult decision to reduce these funding items from the budget. In the case of the Fort Yukon project the fund will complement an appropriation of a previous legislature to construct the project.

NATURAL RESOURCE MANAGEMENT AND ENVIRONMENTAL CONSERVATION

Department of Fish and Game - Various Rifle Ranges

Rabbit Creek Rifle Range deleted \$200,000

Cushman Street Rifle Range, Fairbanks, deleted \$55,000

Montana Creek Trap Range deleted \$100,000

Sitka Rifle Range deleted \$25,000

Petersburg Rifle Range deleted \$25,000

These reductions delete these projects which, in my opinion, enter the state into a new and potentially large arena of state funding. While, when viewed in isolation, these programs are certainly desirable, it is felt that the projects could best be performed by interested private groups or funded at the local level. This effort I feel should not begin to rely on state support. Accordingly, rather than play favorites and include some projects while deleting others, I have felt it imperative that an across-the-board reduction be made.

TRANSPORTATION

Department of Highways - Various Road Projects

The vetoes that I have made in this area are based upon the belief that the legislature has in this instance appropriated state funds for streets and roads that are now the responsibility of local government. The State of Alaska does have a Local Service Roads and Trails program which provides state bond funds on a formula basis to be meted out by local prioritization by political subdivisions for expenditure on locally controlled and maintained roads. If the roads chosen by the individual legislators for state funding within their various districts are a priority to the citizens in the political subdivision, they can be upgraded or constructed through either local funding or through the state funded Local Service Roads and Trails grant program arranged by the priorities of the local government. My bond package presented to the legislature in January and the final bill which passed the legislature contained \$7.5 million for this very purpose. The reductions are itemized as follows:

TRANSPORTATION - CAPITAL

<u>DEPARTMENT OF HIGHWAYS</u>	<u>DELETED OR REDUCED</u>
Anton Larson Bay Road Extension Kodiak	\$(200.0)
Light Rail Corridor Study Anchorage	(60.0)
Study is not eligible for federal funds and the remaining \$15.0 would be insufficient to conduct study	
Eagle River Canyon Roads Renovation Anchorage	\$(150.0)
Beach Access Road Naknek	\$ (60.0)
Coronado Road Anchorage, Eagle River	\$ (30.0)
Turnagain Boulevard Anchorage	\$(303.0)
Bradly Road Talkeetna	\$ (20.0)
Thane Road Juneau	\$(100.0)
State Highway, however \$200,000 will be sufficient to provide restructuring.	
Road and Bridge Work Shkageluk	\$(150.0)
Road Project Phase II Kotzebue	\$(250.0)
Water Front Road Unalakleet	\$(100.0)
Northwood Drive Improvements Anchorage	\$(240.0)

Chugach Way Anchorage	\$(155.0)
Old Seward Highway Anchorage Borough	\$(260.0)
On state highway system but most critical portion will be done from Highways Maintenance budget.	
Hoonah Local Service Road	\$ (50.0)
Angoon Local Service Road	\$ (50.0)
Hutler Road, Slaughter House Access Homer	\$ (40.0)
McClay Road Improvements Homer	\$ (40.0)

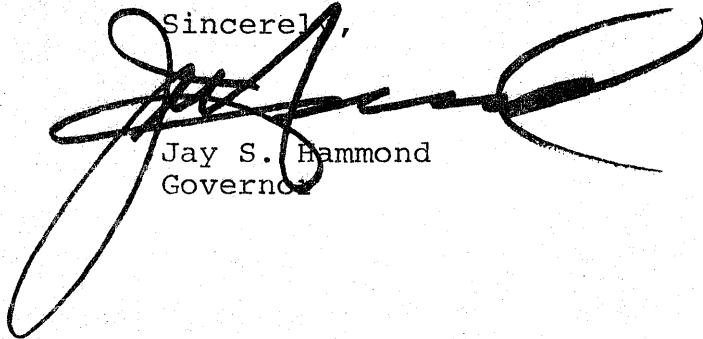
GENERAL GOVERNMENT

Department of Public Works - Brown's Court School. This is reduced by \$200,000. Although not providing sufficient funding to build a completely new facility, the intention of my reduction is to allow \$25,000 to remain to alleviate the current water and sewer problems of the school and yet allow some funds for major maintenance of the existing facility.

NEW LEGISLATION

The major new legislation appropriation, which has passed the legislature and for which I am not providing full funding, primarily concerns the passage of Senate Bill 690 -- the Regional Resource Centers. The bill does not require additional state expenditures. However, the legislature provided an additional \$200,000 of which I have vetoed \$160,000. Following my reduction, there will remain \$440,000 in state support for Regional Resource Centers.

Sincerely,

A large, stylized handwritten signature in black ink, likely belonging to Jay S. Hammond, is written over the typed name and title.

Jay S. Hammond
Governor



STATE OF ALASKA
OFFICE OF THE GOVERNOR
JUNEAU

June 24, 1976

The Honorable Mike Bradner
Speaker of the House
Alaska State Legislature
Juneau, Alaska 99811

Dear Mr. Speaker:

In accordance with Article 2, Section 15 of the Constitution of the State of Alaska, I am reducing the following bill and am transmitting the enrolled and engrossed copies to the Lieutenant Governor's Office for permanent filing:

HOUSE BILL NO. 700
(special appropriation to the
water resources revolving fund)
(Chapter 237, SLA 1976)

I am reducing House Bill 700, "An Act making a special appropriation to the Water Resources Revolving Loan Fund," from \$3,000,000 to \$2,500,000.

Although the funding of hydroelectric generating facilities and water supply projects is a high priority with this administration, it appears that a reduction can be made in the appropriation. I am convinced that \$2,500,000 is adequate to begin the program this year without adversely affecting the program.

Sincerely,

A large, stylized handwritten signature in black ink, appearing to read "Jay S. Hammond".

Jay S. Hammond
Governor

JAY S. HAMMOND
GOVERNOR



STATE OF ALASKA
OFFICE OF THE GOVERNOR
JUNEAU

June 25, 1976

The Honorable Mike Bradner
Speaker of the House
Alaska State Legislature
Juneau, Alaska 99811

Dear Mr. Speaker:

In accordance with Article 2, Section 15 of the Constitution of the State of Alaska, I am reducing the following bill and am transmitting the enrolled and engrossed copies to the Lieutenant Governor's Office for permanent filing:

COMMITTEE SUBSTITUTE FOR
HOUSE BILL NO. 749
(special appropriation to the Department of
Education for community schools)
(Chapter 242, SLA 1976)

I am reducing Committee Substitute for House Bill 749, "An Act making a special appropriation to the Department of Education for community schools," from \$834,000 to \$700,000. I have been urged to veto this bill in its entirety because it is not an essential, basic education project and because "frills" should be deleted in a tight budget year. On the contrary, I feel that community schools meet a critical need in Alaska, and for that reason, I hesitate to reduce the amount. However, I am convinced that \$134,000 from the general fund can be saved by reducing this appropriation without doing significant damage to the program.

Sincerely,

A large, stylized handwritten signature of Jay S. Hammond, written in dark ink, with a long horizontal flourish extending to the right.

Jay S. Hammond
Governor



STATE OF ALASKA
OFFICE OF THE GOVERNOR
JUNEAU

June 10, 1976

The Honorable Mike Bradner
Speaker of the House
Alaska State Legislature
Juneau, Alaska 99811

Dear Mr. Speaker:

Under item-veto-and-reduction authority of article II, Section 15 of the Alaska Constitution, I have today reduced the authorization and vetoed the appropriation in:

COMMITTEE SUBSTITUTE FOR
SPONSOR SUBSTITUTE FOR
HOUSE BILL NO. 549
(Finance)

(general obligation bonds for paying
the cost of regional fire fighter training centers)
(Chapter 124, SLA 1876)

The bond-appropriation bill was recommended by the Alaska Fire Fighter Center Commission which was created by the legislature in 1975 to recommend a program of fire training centers. I believe the program is a meritorious one: no facilities exist in Alaska for volunteer fire fighter training and, clearly, there is a great need. Fire losses in the State of Alaska are substantial, particularly when compared on a per capita basis with the rest of the nation.

However, I am convinced that such a new program should be approached on a more limited basis because the legislature failed to pass any law providing responsibility for the ownership, maintenance and general operational responsibility of these centers. Until such questions are resolved, it seems premature to construct five centers. Accordingly, I have vetoed the entire appropriation for the cost of regional centers and have reduced the authorization item from \$7.1 million to \$4.2 million. If the public approves the bond issue, I would expect the next legislature to eliminate the uncertainties and appropriate the \$4.2 million.

Sincerely,

A large, stylized handwritten signature of Jay S. Hammond in black ink.

Jay S. Hammond
Governor

JAY S. HAMMOND
GOVERNOR



STATE OF ALASKA
OFFICE OF THE GOVERNOR
JUNEAU

June 26, 1976

The Honorable Mike Bradner
Speaker of the House
Alaska State Legislature
Juneau, Alaska 99811

Dear Mr. Speaker:

Today I have vetoed Free Conference Committee Substitute for Senate Committee Substitute for Committee Substitute for House Bill 609, "An Act providing for the issuance of general obligation bonds in the amount of \$30,050,000 for the purpose of paying the cost of flood control, port facilities development and small boat harbor projects, and making related appropriations."


I proposed a general obligation bond bill in the amount of \$8,000,000 to continue a program of port facility improvement. That amount has ballooned to \$30,050,000, including \$4,500,000 for flood control projects in the vicinity of Fairbanks.

The legislation presented to me appropriates \$21,100,000 in specific amounts to individual projects in 23 communities, and \$2,950,000 to 4 communities in western Alaska. A contingency of \$1,500,000 is also provided for listed projects and additional projects. These projects have been legislated in most instances without benefit of prior feasibility study or evaluation of either need or ability to finance the local share as required by AS 30.15.

Furthermore, many of the projects include small boat harbor projects for which financing is normally accomplished utilizing the Watercraft and Small Boat Harbor Fuel Tax. Should an acceleration in the construction schedule on these facilities be deemed wise, then the logical approach is to increase the user-tax on those benefitting. The burden should not be on the general taxpayer for the next 20 years through general bond financing. This, plus the desire to reduce the total bond package to a manageable size are my main objections to the legislation. Since veto of FCCS SCS CSHB 609 will also affect the flood control project now progressing in the Fairbanks area, my intention is to propose general funding in the next fiscal year to continue this

project. Similarly, I will request general fund dollars to complete essential port projects which need completion.

Sincerely,

A large, stylized handwritten signature in black ink, likely belonging to Jay S. Hammond, is written over the typed name.

Jay S. Hammond
Governor



STATE OF ALASKA
OFFICE OF THE GOVERNOR
JUNEAU

June 26, 1976

The Honorable Mike Bradner
Speaker of the House
Alaska State Legislature
Juneau, Alaska 99811

Dear Mr. Speaker:

Today I have vetoed Free Conference Committee Substitute for House Committee Substitute for Senate Bill 585, "An Act providing for the issuance of general obligation bonds in the amount of \$14,400,000 for the purpose of paying the cost of constructing health and social services facilities."

As the legislature authorized bond totals in excess of the \$240 million ceiling, it is necessary for me to either reduce bills by line item veto, or to veto several bills in their entirety. Because of the legal uncertainties involved in the former, I have decided to veto several bills in their entirety in order to guarantee that no more than \$240 million in bond proposals goes on the ballot this fall.

This bill, although it contains several meritorious proposals, must be selected as one of the bills to be vetoed because it now includes new projects for which no provision was made to fund ongoing operational expenses. The initial proposal was increased more than threefold from the original administration request for \$4.1 million. Over half of the bill provided for the construction of alcoholism facilities. No adequate study or review has been undertaken to determine whether those facilities are needed in those communities which will operate them or at what cost the facilities would be to the state.

Unquestionably, the problem of alcoholism is a serious one in Alaska. We have undertaken a comprehensive survey of all our alcoholism programs, examining alcohol abuse and investigating alternatives for programs and facilities. In several months, we will be making recommendations to change some of our programs and to try a few new ones. Until this work has been done and until some public input has been received, the construction of six facilities is premature.


Early in the session, I communicated to the legislature that such programs which obligate the state to large operating expenses should be carefully scrutinized on a life-cycle cost basis and, when possible, evaluated in light of possible new revenue sources. An increase in alcohol taxes would help fund our alcoholism programs and the operation of such facilities. This administration submitted a bill to provide such; however, the alcohol tax increase did not pass the legislature. These factors in combination require this project wait.

The three locations that were designated to receive health facilities at an aggregate cost of \$2.7 million were not identified by the Department of Health and Social Services in their comprehensive health plan as in need of new or additional health facilities. This comprehensive plan is the result of a statewide assessment of health needs of the citizens of Alaska and results in a long-range capital plan to meet these needs. I feel that the state's resources can best be used to construct facilities identified by this process.

The final legislative addition was for senior citizen housing in the amount of \$800,000. No documentation has been offered to support this project. Moreover, the legislature passed a separate bond proposition for \$7,500,000 for senior citizen housing this session, a bill I have signed and which will be on the ballot this fall. These projects plus the construction programs undertaken by the Alaska State Housing Authority to provide for the housing needs of senior citizens make an additional elderly facility project non-essential. It is expected that this program will result in 292 units of housing in 5 locations by spring of 1977. Long-range plans include an additional 208 units of senior citizen housing by 1978.

Those items in the bill which are essential (for example, the Sitka Community Hospital) will be included in my budget request for Fiscal Year 78. General funds may and should be used to guarantee these necessary projects.

Sincerely,

A large, stylized handwritten signature in black ink, likely belonging to Jay Hammond, is written over the typed name and title.

Jay Hammond
Governor



STATE OF ALASKA
OFFICE OF THE GOVERNOR
JUNEAU

June 26, 1976

The Honorable Chancy Croft
President of the Senate
Alaska State Legislature
Juneau, Alaska 99811

Dear Mr. President:

Under item-veto-and-reduction authority of Article II, Section 15 of the Alaska Constitution, I have today approved the authorization and reduced the appropriation in the following bill and am transmitting the enrolled and engrossed copies to the Lieutenant Governor's Office for permanent filing:

FREE CONFERENCE COMMITTEE SUBSTITUTE FOR
HOUSE COMMITTEE SUBSTITUTE FOR
SENATE BILL NO. 734

(general obligation bonds for the purpose
of paying the cost of capital improvements
for the University of Alaska and making
related appropriations)
(Chapter 243, SLA 1976)

My decision to reduce the appropriation is based on the inadequate information which is available on either the need for or continuing operating cost of the facilities proposed. I have approved the appropriations for the projects for which I have such information and vetoed the appropriations for those projects about which I have inadequate information.

I wish to emphasize that my veto of these projects does not indicate my disapproval of them. After I have had an opportunity to assess the life-cycle cost of these projects, I will make a recommendation to the legislature for project appropriations.

I would also like to point out that several substantial expenditures contained in the bill were not recommended by the Board of Regents, for example: \$3.6 million for additional land acquisition in Anchorage.

Sincerely,

A large, stylized handwritten signature of Jay S. Hammond, written in black ink.

Jay S. Hammond
Governor



LAWS OF ALASKA

1976

Source

FCCS SCS CSHB 586

Chapter No.

279

AN ACT

Appropriating for the operating and capital expenses of the state government; and providing for an effective date.

BE IT ENACTED BY THE LEGISLATURE OF THE STATE OF ALASKA:

* Section 1. The sum of ~~\$691,020,500~~ ^{679,189,300 JM} is appropriated from the general fund and from the unreserved special accounts in the general fund for the period specified, to be apportioned according to the schedules in secs. 18 and 19 of this Act.

	Operating	Capital
General Fund	650,980,900 ^{637,458,900 JM}	\$ 14,676,900 ^{9,567,600 JM}
Highway Fuel Tax Account	26,456,100	
Aviation Fuel Tax Account	4,363,100	
Watercraft Fuel Tax account		1,343,600
	\$681,800,100 ^{668,278,100 JM}	\$ 16,020,500 ^{10,911,200 JM}

* Sec. 2. The sum of \$900,600 is appropriated from special fund reserve accounts in the general fund for the period specified, to be apportioned according to the schedules in sec. 18 of this Act.

	Operating
FICA Administration Fund Reserve Account	56,100
Special Surplus Property Revolving Fund Reserve Account	204,300
Second Injury Fund Reserve Account	317,500
Sick and Disabled Fishermen's Fund Reserve Account	277,200
Donated Commodities Handling Fee Reserve Account	45,500
	<u>\$ 900,600</u>

51,883,900 JM

* Sec. 3. The sum of ~~\$51,961,100~~ is appropriated from special funds of the state for the period specified, to be apportioned according to the schedules in secs. 18 and 19 of this Act.

	Operating	Capital
Public Employees' Retirement Fund	\$595,300 584,800 JM	
Teachers' Retirement System Fund	523,300 536,700	
Veterans' Revolving Loan Fund	1,360,100	
Agricultural Revolving Loan Fund	113,900	
Fish and Game Fund	2,615,800	
International Airport Revenue Fund	15,688,000 15,659,900 JM	\$ 4,017,700
School Fund (cigarette tax)	2,900,000	
Highway Working Capital Fund	11,770,400 11,787,100	8,510,000
Federal Revenue Sharing Fund	3,586,500	
Training and Building Fund	250,000	
	39,356,200 JM 39,433,400	\$ 12,527,700

551,203,000 JM

* Sec. 4. The sum of ~~\$552,073,600~~ is appropriated from federal program receipts estimated to be received for general fund, special fund and bond construction fund programs during the period specified, to be apportioned according to the schedules in secs. 18 and 19 of this Act.

Operating	Capital
116,424,500 JM 116,424,500 JM	434,778,500 JM 434,778,500 JM
\$117,025,100	\$435,048,500

* Sec. 5. The sum of \$50,821,800 is appropriated from other program receipts estimated to be received for general fund, special fund and bond construction fund programs during the period specified, to be apportioned according to the schedules in secs. 18 and 19 of this Act.

Operating	Capital
\$ 50,625,300	\$ 196,500

* Sec. 6. The sum of \$20,362,400 is appropriated from inter-agency receipts estimated to be received for general fund, special fund and bond construction fund programs during the period specified, to be apportioned according to the schedules in secs. 18 and 19 of this Act.

Operating	Capital
\$ 20,331,300	\$ 31,100

TOTAL BUDGET ~~\$1,373,940,100~~ **1,354,361,000** ~~\$910,115,800~~ **895,916,000** ~~\$463,824,300 JM~~ **458,445,000 JM**

* Sec. 7. If the amount required under applicable statutes for refunds of shared taxes and revenues to eligible political subdivisions exceeds the estimates appropriated by this Act, the excess is appropriated.

* Sec. 8. If the amount required to be paid by law into the Alaska Native Fund as established in P.L. 92-203 exceeds the estimate appropriated by this Act, the excess is appropriated.

* Sec. 9. If watercraft fuel tax receipts fall short of the estimate appropriated from that source by this Act, the amount of the shortfall is appropriated from the general fund for waters and harbors projects.

* Sec. 10. If the P.L. 81-874 federal receipts fall short of the estimate appropriated from that source by this Act, the amount of the shortfall is appropriated from the general fund.

* Sec. 11. A sum is appropriated from the general fund necessary to pay interest on revenue anticipation notes issued by the commissioner of revenue under AS 43.08.010.

* Sec. 12. Appropriation items contained in this Act may be revised on approval by the governor and the Legislative Budget and Audit Committee to allow for increase of an appropriation item based on additional federal or other program receipts.

* Sec. 13. Notwithstanding the provisions of AS 37.07.080(e), transfers between appropriation items contained in this act may be made for the following appropriations:

(1) appropriations for debt service may be transferred between program categories as required;

(2) appropriations for general salary and benefits increases may be transferred between agencies and program categories as required;

(3) transfers may be made between appropriation items on approval by the governor and the Legislative Budget and Audit Committee.

* Sec. 14. If federal or other program receipts fall short of the estimates appropriated by this Act, the affected appropriation shall be reduced by the amount of the shortfall in receipts.

* Sec. 15. If federal or other program receipts exceed the estimates appropriated by this Act and are appropriated to the affected program, the appropriation from state funds for the affected program may be reduced by the amount of the excess if the reductions are not inconsistent with applicable federal statutes.

* Sec. 16. Chapter 142, sec. 5(a), SLA 1974 is amended to read:

Sec. 5. (a) Notwithstanding the provisions of AS 37.-25.020, an appropriation made from the "1974 Rural School Construction Fund" shall have a project life as follows:

Legislative Appropriation	Project Life
Up to \$250,000	three years
\$250,001 to \$1,000,000	three years
Over \$1,000,000	four years

* Sec. 17. Chapter 209, sec. 16(a), page 13, SLA 1975 is amended in part to read:

CETA (PLI) 3,200,000

The allocation for CETA (PLI) will not lapse into the general fund until June 30, 1977.

* Sec. 18. (a) Unless otherwise noted the following allocations and appropriation items are for operating expenditures for the fiscal year beginning July 1, 1976 and ending June 30, 1977.

	Allocations	Appropriation Items	Appropriation Fund Sources General Fund	Other Funds
EDUCATION				
Office of the Governor				
Alaska Historical Commission		\$ 121,800	\$ 111,800	\$ 10,000
Bicentennial Commission		49,600	37,100	12,500
Alaska Arts Council		1,199,200	604,200	595,000
		1,074,200	479,200	
Administration & Support Grants	263,300 523,300 875,900 810,900			
Department of Administration				
Regular Teacher Retirement System/State		10,877,100	10,877,100	
Department of Education				
Financial Support Programs			173,373,800 173,924,400	43,270,500
Foundation Program - Regular	121,500,000			
Pupil Transportation - Public	11,205,600			
Pupil Transportation - Private	120,000			
Revenue Sharing	2,420,000			
Debt Retirement - Local	1,869,400 9,051,600			
Sabbatical Leave	40,000			
Federal Programs	14,485,500			
Out-of-District Students	1,300,000			
Tobacco Tax Distribution	2,400,000			
Rural & Military Tuition	7,321,600			
Supplemental Support	10,000			
Local Formula - SOS	5,363,000			
SOS ASHA Payments	311,000			
Foundation Program - AUBSD	40,422,500			
Bilingual Fund	683,500			
Regional Resource Centers	400,000			
Community School Grants	160,600			
Administration & Support	1,626,600	1,503,400		123,200
Field Services	369,700			
Finance & Accounting	316,900			
Internal Support	286,000			
Department Operations	654,000			

Education Program Support	2,115,000 1,955,000	1,065,500 905,500	1,049,500
Learner Assistance	697,100		
Federal Programs Administration	819,800		
Career & Vocational Education	598,100 438,100		
Professional Teaching Practices Commission	72,000		72,000
Executive Administration	1,081,900	655,900	425,900
Office of Commissioner	993,700		
Boards & Commissions	88,100		
SOS Transition	146,200	119,300	26,900
Transition Administration-SOS	46,200		
School Board Training-Elections	100,000		
Boarding Home Program	2,788,800	2,788,800	
Correspondence Study	686,700		686,700
ARTTC	620,900	20,600	600,300
Student Financial Aid	4,947,200	4,398,100	549,100
Scholarship Loan Program	4,100,000		
Administration	247,200		
Tuition Grants	600,000		
Post-Secondary Education Commission	299,100	181,100	118,000
WICHE	591,500	591,500	
Manpower & Adult Education	1,142,500	904,500	238,000
Adult Basic Education	897,000		
Fire Service Training	197,500		
Adult Vocational Education	48,000		
Educational Broadcasting Commission	1,703,800 2,052,100	1,603,800 1,952,100	100,000
Juneau Museum	428,200	428,200	
State Library	1,792,400	1,692,400	100,000
Regular Operations	1,402,100		
Anchorage Media Center	390,300		
Department of Health & Social Services			
Special Education Grants	62,800	62,800	
AMU Nursing Program	598,000	598,000	

Chapter 279

State Bond Committee

University of Alaska	9,107,800	9,107,800	
General Education	7,627,600	7,127,600	500,000
Libraries	490,400	490,400	

Category Fund Sources

Federal Receipts	17,539,200	
General Fund	219,242,600	218,058,700
Interagency Receipts	524,000	
Program Receipts	460,600	
School Fund (Cigarette Tax)	2,900,000	
Donated Commodity Fee Account	44,700	
Public Law 81-874/General Fund	26,460,000	
Student Revolving Loan Fund	549,100	

Total Funding - Education ~~267,720,200~~
266,536,300

UNIVERSITY OF ALASKA

University of Alaska

Statewide Administration	9,052,300	7,772,800	1,279,500
--------------------------	-----------	-----------	-----------

Regents & Administration	568,300
Administration/Institutional Support	2,545,100
General Salary Increase	2,200,000
Management Systems Development	300,000
Auxiliary Services/Computer Center	1,612,200
Community College Salaries	1,576,700
AMU Facilities Maintenance	250,000

Organized Research	27,539,200	5,975,700	21,563,500
--------------------	------------	-----------	------------

Geophysical Institute	6,387,800
Institute of Marine Science	4,828,300
Institute of Water Resources	638,700
Institute of Agricultural Sciences	2,712,000
Institute of Arctic Biology	1,624,000
Social, Economic & Governmental Research	1,313,500

JH

Center for Northern Educational Research	664,400			
Sea Grant Program	992,600			
Arctic Environmental Information Data Center	1,657,500			
Tundra Biome Center	539,400			
Coop Wildlife Research Unit	263,400			
Mineral Industries Research Lab	227,600			
Forest Soils Lab	326,700			
WAMI	877,900			
Alaska Native Language Center	393,600			
General Miscellaneous Research	766,100			
Naval Arctic Research Lab	3,325,700			
Fairbanks Campus		29,250,300	19,442,400	9,807,900
Instruction	7,500,000			
Tanana Valley CC/Instruction	1,097,000			
Tanana Valley CC/Administration	442,300			
Academic Support Services/Library & Media	1,554,500			
Academic Support Services/Museum	365,700			
Academic Support Services/Public Broadcasting	727,100			
Student Support Services/Student Services	927,300			
Student Support/Intercollegiate Athletics	252,000			
Student Support Services/Student Aid	424,700			
Institutional Support/Chancellor's Office	296,500			
Institutional Support/Administrative Services	1,094,300			
Institutional Support/Safety & Security	528,000			
Institutional Support/Physical Plant	6,210,400			
Institutional Support/Admission & Registration	377,900			
Institutional Support/Debt Service	783,700			

Chapter 279

Auxiliary Services/
Housing System 2,847,500
Auxiliary Services/
Yak Estates 399,400
Auxiliary Services/
Bookstore 748,100
Auxiliary Services/
Student Center 315,900
Auxiliary Services/
Graphic Services 336,000
Auxiliary Services/
Warehouse
Services 408,000
Statewide Coopera-
tive Extension 1,614,000

Southeastern Region	4,739,600	3,744,100	995,500
---------------------	-----------	-----------	---------

SE Senior College 718,200
Juneau-Douglas Com-
munity College 1,172,800
Library & Media 162,000
Student Support
Services 339,500
Institutional
Support/Chancel-
lor's Office 124,700
Institutional
Support/Adminis-
trative Services 265,800
Institutional
Support/Physical
Plant 262,800
Institutional
Support/Community
Centers 448,300
Ketchikan CC/
Instruction 426,100
Ketchikan CC/
Library 61,700
Ketchikan CC/
Administration 79,400
Ketchikan CC/
Physical Plant 79,600
Ketchikan CC/
Community
Services 29,000
Sitka CC/
Instruction 275,000
Sitka CC/
Library 22,400
Sitka CC/Admin 74,300
Sitka CC/Physical
Plant 43,300
Sitka CC/SJ
Consortium 50,000
SE Auxiliary
Services/Rental
Property 27,900
SE Auxiliary
Services/SE
Bookstores 73,800

SE Auxiliary Services/JDCC Vocational Supplies	3,000		
Southcentral Region	20,936,300	13,927,800	7,008,500
Anchorage Senior College/Instruc- tion	2,443,200		
Anchorage Senior College/Admin- istration	145,700		
Anchorage Senior College/Self Support	78,500		
Anchorage Community College	8,273,900		
Academic Support Services/Library & Media	1,019,200		
Academic Support Services/Crim- inal Justice	378,400		
Academic Support Services/Alcohol & Addiction	167,300		
Academic Support Services/Perform- ing Arts	168,100		
Student Support Services/Student Affairs	269,200		
Student Support Services/Counsel- ing & Testing	300,600		
Student Support/ Intercollegiate Athletics	104,900		
Student Support Services/Student Financial Aid	1,750,100		
Institutional Support/Chancel- lor's Office	332,400		
Institutional Support/Adminis- trative Services	683,900		
Institutional Support/Physical Plant	1,872,000		
Institutional Support/Safety & Security	83,100		
Institutional Support/Computer Services	403,000		
Institutional Support/Admis- sions & Records	539,000		
Mat-Su CC/Instruc- tion	359,000		

Chapter 279

Mat-Su CC/Library	64,600
Mat-Su CC/ Administration	107,500
Mat-Su CC/Physical Plant	79,000
Auxiliary Services/ Anchorage Book- store	779,200
Auxiliary Services/ Anchorage Food Service	508,000
Auxiliary Services/ Anchorage Student Center	20,000
Auxiliary Services/ Mat-Su Bookstore	6,500

Rural Education	5,804,400	4,850,800	953,600
-----------------	-----------	-----------	---------

Kodiak CC Instruction	606,400
Kodiak CC Library	61,100
Kodiak CC Administration	118,400
Kodiak CC Physical Plant	152,700
Kenai CC Instruction	527,500
Kenai CC Library	51,200
Kenai CC Administration	164,000
Kenai CC Physical Plant	108,000
Kuskokwim CC Instruction	1,626,400
Kuskokwim CC Library	105,400
Kuskokwim CC Administration	163,100
Kuskokwim CC Physical Plant	64,100
NW CC Instruction	230,100
NW CC Library	10,000
NW CC Adminis- tration	105,900
NW CC Physical Plant	64,000
Outreach Central Support	
Outreach Extension Centers	873,800
Outreach Rural Area Centers	750,000
Rural Auxiliary Services/Kodiak Bookstore	8,000
Rural Auxiliary Services/Kenai Bookstore	7,300
Rural Auxiliary Services/Kuskokwim Bookstore	7,000

Category Fund Sources

Federal Receipts	499,300	
General Fund	55,713,600	52,100,000
Program Receipts	9,357,000	
Student Fees -		
U of A	4,506,000	
Overhead-U of A	2,919,700	
Restricted Receipts -		
U of A	<u>24,326,500</u>	
Total Funding-University of Alaska	97,322,100	
	<u>93,708,500</u>	

SOCIAL SERVICES

Office of the Governor

Board of Child Advocacy	95,400	95,400
Pioneers Home Advisory Board	11,900	11,900
Alaska Plan Committee	100,000 275,000	275,000 100,000
CETA	8,599,500	45,900 8,553,600
	<u>8,546,900</u>	<u>8,521,000</u>
Title I	2,050,700	
Summer Employment of Youth	1,254,500	
Title II	1,272,800	
Older Americans	64,200	
Transportation & Recreation	32,600	
Title VI	2,818,800	
Governors Grant	202,700	
Administration	903,200	

Department of Administration

Longevity Bonus	6,617,300	3,030,800	3,586,500
Pioneers Homes	7,007,400	7,007,400	
	<u>1,885,200</u>	<u>6,923,500</u>	<u>6,923,500</u>
Sitka Home	1,933,300		
Fairbanks Home	1,991,400	1,955,600	
Palmer Home	1,634,600		
Kotzebue Home	645,400		
Anchorage Home	704,800		
Central Office	97,900		

Department of Education

Vocational Rehabilitation	4,005,200	1,277,900	2,727,300
Counseling & Placement	1,491,800		
Services to Clients	1,469,900		
Administration	460,500		
Specialized Facilities	55,000		
Disability Determination	357,300		
Employment of the Handicapped	20,500		

JH

Youth Employment Service	150,200			
DOE/CETA		919,600	70,000	849,600
Administration	254,700			
Grants	664,900			
Skill Center*		2,060,800	832,000	1,228,800

*If the receipts for the Alaska Skill Center fall short of the amount appropriated, the amount of the shortfall is appropriated from the general fund.

Department of Health & Social Services

Assistance Payments		17,437,600	10,744,100	6,693,500
AFDC	13,250,000			
Old Age Assistance	1,897,500			
Aid to the Blind	87,900			
Aid to the Disabled	1,872,200			
General Relief	330,000			
Program Services		5,328,100 5,318,100	3,240,500 3,230,500	2,087,600
Homemaker Services	577,500			
Foster Care	1,527,900			
Institutional Care	2,168,000			
Day Care	730,000			
Adoptions	39,700			
Protective Services	257,300			
Other Services	27,700 17,700			
Alcantra		762,200 237,800	556,700 237,800	206,500 -0-
Operations	105,000 132,800			
Debt Service	132,800			
Social Work		3,784,400	1,577,900	
Eligibility		3,794,400 2,722,100	1,587,900 1,592,900	2,206,500
Eligibility Determination	2,506,500 2,526,500	2,702,100	1,572,900	1,129,200
Staff Development	195,600			
Social Services Administration		2,125,300	585,300	1,540,000
Central Office	430,200			
Field Services				
Support	927,300			
Staff Development	767,800			
WIN		992,200	99,200	893,000
Office of Aging		1,639,800	151,000	1,488,800

Alcoholism		2,310,300 2,226,000	941,900
Administration	510,200		
Alcoholism Grants	2,750,000 2,657,700		
Drug Abuse		782,000 737,000	181,100
Administration	238,100		
Drug Abuse Grants	725,000 680,000		
Administration (DHSS)	1,988,200	1,863,200	125,000
Office of the Commissioner	394,500		
Director/Regional Offices	221,300		
Personnel	272,400		
Supply	265,300		
Financial Management	775,900		
Graphic Arts/Library	58,800		
QC/Collection Agency	642,100	354,100	288,000
Department of Labor			
Fishermans Fund	276,400		276,400
Second Injury Fund	316,700		316,700
Employment Security	14,589,200		14,589,200
Unemployment Insurance	5,576,400		
Administration (ES)	2,559,200		
Employment Services	6,453,600		
WIN	1,105,100	110,500	994,600
Community Service*	86,100 -0-		86,100 -0-
*If federal receipts for community service fall short of the amount appropriated, the amount of the shortfall is appropriated from the general fund.			
Grants	1,964,400		1,964,400
Job Corps	330,600		
NAB Jobs	68,500		
Labor Market Information	361,200		
CETA Contracts	1,204,100		
Office of the Commissioner	496,500	496,500	
Department of Commerce & Economic Development			
Veterans Service Council	57,300	57,300	

JH

Chapter 279

Department of Community & Regional
Affairs

Senior Citizens Tax			
Exemption	1,300,000	1,300,000	
Work Experience	2,693,200	7,000	2,686,200
Community Services	1,010,000 815,000	381,000	629,000
Day Care/Head Start	1,632,000	1,632,000	

State Bond Committee

Debt Service	900,700	900,700	
--------------	---------	---------	--

Category Fund Sources

	38,916,000	
Federal Receipts	39,241,200	
General Fund	41,406,500 40,456,400	
Interagency Receipts	7,500,700	
Program Receipts	1,123,000	
Second Injury Fund	316,700	
Disabled Fishermens		
Reserve Account	276,400	
Federal Revenue Sharing		
Fund	3,586,500	
Title 20	3,975,000	
Training and Building Fund	<u>250,000</u>	

Total Funding - Social
Services

~~97,676,000~~
96,400,700

HEALTH

Department of Health & Social Services

Nursing	3,970,600	3,159,200	811,400
Field Nursing	3,143,700		
Home Health			
Service	32,900		
Administration	634,400		
Early Screening	159,600		
Communicable Disease Control	1,245,500 1,215,700	983,400 953,600	262,100
Tuberculosis			
Control	654,800		
Venereal Disease			
Control	266,200 236,400		
Immunization	156,300		
Epidemiology	168,200		
Environmental Health	1,138,800	1,025,200	113,600
General Sanita-			
tion	1,024,400		
Seafood Sanita-			
tion	114,400		
Child & Family Health	2,282,200 2,272,200	1,590,600 1,580,600	691,600
Family Planning	220,600		

Maternal & Child	209,700		
Health	219,700		
Crippled			
Children	1,075,300		
Communicative			
Disorders	359,100		
Child Study Center	207,800		
Administration	96,300		
Nutrition	103,400		
Laboratories	1,205,000	1,130,000	75,000
Regional			
Laboratories	1,125,800		
Administration	79,200		
Health Information	148,000	148,000	
Registry of Human Impairments	61,500	61,500	
Certification & Licensing	275,200	41,300	233,900
Public Health Administration	1,103,000	1,008,000	94,200
	1,029,000	934,800	
Health Education	122,800		
Grants to GAAB	574,000		
Public Health	500,000		
Administration	406,200		
Alaska Psychiatric Institute	5,463,500	4,905,000	558,500
Harborview Center	4,262,500	1,536,700	
Contract Institutions	2,433,900	1,502,000	931,900
Psychiatric Security Unit	485,400	485,400	
State Mental Health Centers	546,300	515,300	31,000
Juneau	247,100		
Fairbanks	299,200		
Community Mental Health	1,301,100	1,301,100	
Centers	1,566,800	1,566,800	
Mental Health Administration	590,000	471,500	118,500
	570,000	451,500	
Developmental	100,000		
Disabilities	120,000		
Administration	470,000		
Medicaid	16,908,500	8,524,700	8,383,800
General Relief			
Medical	2,542,100	2,542,100	
Public Assistance			
Administration	1,368,000	559,500	808,500
Comprehensive Health			
Planning	539,600	310,500	229,100
Planning	334,600		
Facilities			
Development	143,100		
Emergency Medical			
Planning	61,900		
Emergency Medical Services	450,000		450,000
State Bond Committee			
Debt Service	1,170,900	1,170,900	

Chapter 279

Category Fund Sources

Federal Receipts	11,591,500	
General Fund	33,238,400	32,838,900
Interagency Receipts	4,745,200	
Program Receipts	182,200	

Total Funding - Health	49,757,300	
	49,357,800	

NATURAL RESOURCE MANAGEMENT

Office of the Governor

Limited Entry	556,900	556,900	
Fisheries Commissions	147,100	147,100	
International			
North Pacific	16,000		
International			
Fisheries	107,500		
Pacific Marine			
Fisheries			
Law of the Sea	23,600		
Athletic Commission	24,800	24,800	
Coastal Zone Management &			
OCS Planning	1,556,000	250,000	1,306,000
State Pipeline Surveillance	2,622,200	187,500	2,434,700
Oil Pipeline			
Surveillance	2,434,700		
Gas Pipeline			
Review	187,500		

Department of Revenue

Fish & Game Licensing	406,900	253,900	153,000
-----------------------	---------	---------	---------

Department of Natural Resources

Land Management	1,601,300	1,601,300	
	1,586,300	1,586,300	
Mineral Leasing	239,100		
Central Office	439,000		
Southeast District	296,000		
Southcentral			
District	285,200		
Northcentral			
District	338,000		
	327,000		
Water Management	227,400	227,400	
Administration & Support	1,527,600	1,510,000	17,600
	1,524,600	1,507,000	
Cadastral			
Engineering	848,700		
Administration	670,900		
	675,900		
Geological & Geophysical			
Programs	1,691,600	1,691,600	
	1,686,600	1,686,600	
Resource			
Investigation	1,031,100		
	1,026,100		

JH

Publications	137,500		
Mineral Laboratory	199,000		
Regulation & Information	127,300		
Administration	196,700		
Oil & Gas			
Regulation	1,147,700 7,128,700	1,147,700 7,128,700	
Royalty Oil & Gas Board	150,700	150,700	
Forest Protection & Management	1,464,900 1,461,900	1,060,300 7,057,300	404,600
Fire Protection - State	771,600	774,600	
Forest Protection - BLM	417,600		
Research & Technical	40,000		
Management & Timber Sales	156,300		
Administration	76,400		
Conservation Action Corps	408,700	81,800	326,900
Parks & Recreation-Districts	1,401,400 1,396,400	1,163,000 7,158,000	238,400
Mat-Su	335,300		
Chugach	328,300		
Kenai-Kodiak	176,700		
Southeast	163,200	165,200	
Copper Basin	90,900		
Interior	302,000	305,000	
Park Management	348,200	348,200	
Operations Administration	51,900		
Park Development	62,000		
Administration & Support	234,300		
Statewide Programs	562,900	379,600	183,300
Historic Preservation	90,900		
Archaeology	54,500		
State-Federal Coordination	98,300		
Trails & Footpaths	215,000		
Direction & Support	104,200		
Land Use Planning	737,600	737,600	
Planning Unit	66,400		
State-Federal Commission	671,200		
Office of the Commissioner	890,900 885,900	890,900 885,900	

JLL

Pipeline Administration & Support	59,700		59,700
Coastal Zone Coordination	31,100	10,400	20,700
Department of Fish and Game			
Commercial Fish	7,308,400	6,667,400	641,000
Research	1,586,800		
Management	3,800,000		
Administration & Support	576,700		
Federal Aid Programs	1,344,900		
Game	4,359,300	163,900	4,195,400
Investigations/Research	3,571,400		
Management	377,000		
Hunter Safety	111,600		
Administration & Support	299,300		
Sport Fish	2,847,500	539,900	2,307,600
Investigations/Research	1,927,900		
Management	723,100		
Sport Fish			
Restoration	43,000		
Administration & Support	153,500		
Fish Hatcheries	1,157,100	1,157,100	
Kitoi Bay	112,200		
FireLake - Ft. Richardson	494,500		
Crystal Lake	456,500		
Administration	93,900		
FRED	3,211,400	3,211,400	
Anadromous	2,679,100		
Administration	532,300		
Administration & Support	3,712,700	3,327,100	385,600
Board of Fish & Game	158,400		
Office of the Commissioner	180,400		
Information & Education	154,000		
Administrative Services	1,984,600		
Engineering			
Support	128,700		
Vessels	1,106,600		
Habitat Protection	2,233,200	780,100	1,453,100

Marine/Coastal Habitat Management	640,400
Land & Water Protection	272,500
Land & Water Management	239,000
Administration	109,600
Habitat Pipeline Monitoring	971,700

Department of Public Safety

Protection	5,336,000	5,113,200	222,800
------------	-----------	-----------	---------

Protection	
Detachments	3,419,200
Director's Office	556,000
Aircraft Section	508,600
Vessels Section	852,200

Pipeline Protection	123,900	123,900
---------------------	---------	---------

Department of Environmental Conservation

Water Programs	1,127,700	977,700	150,000
----------------	-----------	---------	---------

Water Pollution Control	220,000
Water Supply	108,100
Village Safe Water	414,300
Construction Grant Administration	48,500
Director's Office	77,000
Environmental Analysis	259,800

Terrestrial Programs	435,700	336,100	99,600
----------------------	---------	---------	--------

Air Quality	173,000
Land Use	182,000
Director's Office	80,700

Program Coordination	204,000	204,000	
Administration & Support	891,500	810,900	80,600

	841,500	760,900
--	---------	---------

Office of Commissioner	220,800 270,800
Advisory Board	14,300
Management Services	260,800
Technical Services	345,600
Pipeline-Monitoring	

	635,600	635,600
--	---------	---------

Regional Offices	1,159,600	964,800	194,800
------------------	-----------	---------	---------

Southeast Region	210,500
Southcentral Region	416,800
Northern Region	389,200
Prince William Sound	143,100

Chapter 279

State Bond Committee

Debt Service	4,083,800	4,083,800
Fish & Game		
Facilities	951,200	
Water & Sewer	2,650,800	
Parks &		
Recreation	295,700	
Fire Protection	186,100	

Category Fund Sources

Federal Receipts	8,171,200	
General Fund	40,882,000	40,777,000
Interagency Receipts	504,000	
Fish & Game Fund	2,615,800	
Program Receipts	4,220,000	

Total Funding -- Natural		
Resource Management	56,393,000	56,288,000

PUBLIC PROTECTION

Department of Law

Consumer Protection	340,700	340,700
---------------------	---------	---------

Department of Revenue

Alcoholic Beverage Control		
Board	326,500	326,500

Department of Labor

OSHA	2,260,000	1,130,100	1,129,900
Administration	366,700		
Compliance			
Inspection	1,031,200		
Health Inspection	258,000		
Research	112,200		
Training &			
Consultation	317,200		
Planning &			
Standards	174,700		

State Inspection	426,200	426,200
------------------	---------	---------

Department of Commerce & Economic Development

Weights & Measures	901,600	901,600	
Weights & Measures (PLI)	98,800	49,400	49,400
Banking & Securities	569,400	569,400	
Banking & Small			
Loans	187,800		
Securities & Land			
Sales	133,500		
Corporations	123,100		
Administration	125,000		

Insurance	504,700	504,700	
Insurance			
Companies	232,200		
Rates & Policy			
Forms	141,700		
Licensing	51,200		
Investigation	79,600		
Public Utilities Commission	1,198,300	1,185,800	12,500
Transportation Commission	1,002,700	1,002,700	
Pipeline Commission	330,400	330,400	
Transportation Commission (PLI)	58,900	58,900	
Occupational Licensing Boards	635,100	635,100	
Administration	553,700	553,700	
Rent Control	157,100	157,100	
Department of Military Affairs			
Civil Air Patrol	238,000	238,000	
Alaska Disaster Office	811,000	283,300	527,700
Civil Defense			
Planning	462,400		
Radiological			
Program	33,300		
City Participation	104,500		
Flood Control	52,100		
Training	62,200		
Disaster Relief			
Act	96,500		
Alaska National Guard	2,930,400	1,667,700	1,262,700
Office of			
Adjutant General	857,900		
State Armories	357,200		
Federal Armories	609,400		
Army Training			
Support	308,000		
Air Training			
Support	642,900		
Organized Militia			
Benefits	155,000		
Department of Natural Resources			
Agricultural Inspection	649,700	429,000	220,700
Plant Industry	95,900		
Animal Industry	553,800		
Department of Public Safety			
Fire Safety	530,200	530,200	
Traffic Safety		2,913,000	989,000
Driver Licensing	778,400		
Driver Improvement	119,200		
Motor Vehicle Licensing	2,169,500		
Project Coordination	91,400		
Federal Projects	743,500		

State Bond Committee

Debt Service		737,500
--------------	--	---------

National Guard Facilities	76,100
Flood Control	661,400

Category Fund Sources

Federal Receipts	3,922,300
General Fund	14,971,000
Interagency Receipts	49,400
Program Receipts	<u>220,200</u>

Total Funding -- Public Protection	19,162,900
------------------------------------	------------

ADMINISTRATION OF JUSTICE

Office of the Governor

Public Defender	1,711,300	1,711,300	
1st Judicial District	219,600		
2nd Judicial District	92,900		
3rd Judicial District	856,500		
4th Judicial District	430,000		
Administration	112,300		
Human Rights Commission	626,100	626,100	
Criminal Justice Planning	3,606,900	400,600	3,206,300
Action Grants	3,068,500		
Planning	538,400		
Police Standards Council	80,400	80,400	

Department of Law

Prosecution	2,867,000	2,867,000
1st Judicial District	403,700	
2nd Judicial District	116,600	
3rd Judicial District	1,509,800	
4th Judicial District	698,600	
Administration & Support	138,300	

Department of Health & Social Services

Adult Confinement	10,399,000	10,399,000
Adult Camp - Palmer	1,039,400	

Anchorage State Jail	895,600		
Juneau Correction Center	1,534,600		
Fairbanks Correction Center	1,659,900		
Ketchikan State Jail	599,500		
Anchorage City Jail	1,118,300		
Eagle River Correction Center	1,848,300		
Local Facilities	841,100		
Out-of-State Institutions	319,000		
Ridgeview Womens Facility	543,300		
Juvenile Confinement	5,036,800	5,036,800	
McLaughlin Youth Center	3,393,300		
Local Facilities	1,409,000		
Out-of-State Contractual Services	234,500		
Probation & Parole	2,555,200	2,555,200	
1st Judicial District	559,700		
2nd Judicial District	159,600		
3rd Judicial District	1,280,100		
4th Judicial District	555,800		
Administration/Corrections	1,000,000	1,000,000	
Parole Board	130,800	130,800	
Violent Crimes Compensation	322,600	322,600	
Department of Labor			
Administration of Wage & Hour	624,100	624,100	
Administration of Workmen's Compensation	848,300	848,300	
Wage & Hour -- Local Hire	259,200	259,200	
Department of Public Safety			
Community Relations	69,000	69,000	
Enforcement		12,410,200 12,185,200	124,300
Detachments & Criminal Investigation Bureau	11,350,700		
Division Headquarters	496,300		
Narcotics Unit	462,500		
Administrative Services		4,402,900	248,100
Records & Identification	122,800		
Laboratory Services	161,200		

Central Communications	751,800		
Housing Program	563,800		
Office of the Commissioner	1,151,000		
Research & Planning	613,300		
Training	1,297,100		
Judicial Services	1,680,700	1,680,700	
State Bond Committee			
Debt Service	959,500	959,500	
Alaska Court System			
Alaska Court System	17,355,700	17,241,500	114,200
Supreme Court	1,237,300		
District & Superior Courts	13,320,700		
Administration & Support	2,410,200		
Municipal Courts	387,500		
Judicial Qualifications	23,700	23,700	
Judicial Council	177,600	177,600	
Category Fund Sources			
Federal Receipts	3,330,600		
General Fund	63,826,500	63,601,500	
Interagency Receipts	114,200		
Program Receipts	248,100		
Total Funding -- Administration of Justice	67,519,400		
	67,299,400		
DEVELOPMENT			
Office of the Governor			
Tokyo Office	110,000	110,000	
Policy Development & Planning	290,000		290,000
Department of Administration			
Surplus Property	202,300		202,300
Department of Revenue			
Municipal Bond Bank Authority	243,000	60,000	183,000
Shared Taxes	9,743,500	9,743,500	
Business License Tax	7,638,100		
Amusement & Gaming Tax	49,500		
Aviation Fuel Tax	183,400		
Electric & Telephone Cooperative Tax	768,000		
Liquor License Tax	651,300		
Fisheries Tax	453,200		

JA

Department of Commerce & Economic Development

Economic Enterprise		1,286,100 1,271,100	1,136,100
General	1,071,100		
Operations	1,086,100		
EDA Planning	200,000		
Tourism Promotion	1,215,300	1,215,300	
Developmental Loans	265,700	265,700	
Power Development	163,900	163,900	
Veterans' Loan Fund	1,350,200		1,350,200

Department of Natural Resources

Agricultural Development	661,600 636,600	548,700 523,700	112,900
State Fairs	116,500		
Plant Materials			
Center	314,600 289,600		
Administration	117,600		
Agricultural Loan			
Fund	112,900		
Native Claims Payments	1,727,400	1,727,400	

Department of Fish & Game

King Crab Quality Board	240,800		240,800
-------------------------	---------	--	---------

Department of Community & Regional Affairs

Local Government Assistance	477,200	467,200	10,000
Local Boundary Commission	182,900	182,900	
Administration	98,100		
Organizational			
Grants	84,800		
Community Planning			
Assistance	779,100	400,900	378,200
Agricultural Lands			
Exemption	110,000	110,000	
Juneau Indemnifi-			
cation	50,000	50,000	
Revenue Sharing	17,264,200 16,664,200	17,264,200 16,664,200	
National Forest			
Receipts	551,800	551,800	
Community Legal			
Assistance	20,000 20,000	50,000 20,000	
Administration	397,500	397,500	
Office of the			
Commissioner	176,300		
Administrative			
Services	221,200		
Rural Development			
Assistance Grants	794,200	794,200	
Rural Development			
Assistance Admin-			
istration	181,800	181,800	
Remote Route Sub-			
sidy	189,000 164,400	189,000 164,400	

State Bond Committee

Debt Service	2,679,200	2,679,200
Remote Housing	223,000	
Port Facilities	1,408,500	
Waters and Harbors	655,900	
Natural Disaster	391,800	

Category Fund Sources

Federal Receipts	450,000
General Fund	38,289,300
Interagency Receipts	378,200
Agricultural Loan Fund	112,900
Program Receipts	423,800
Surplus Property Revolving Fund	202,300
Veterans Revolving Loan Fund	<u>1,350,200</u>

Total Funding -- Development ~~41,206,700~~
40,452,100

TRANSPORTATION

Department of Public Works

Marine Transportation	32,738,400	32,675,400	
Southeast Vessel Operations	25,014,300	25,024,600	63,000
Southeast Shore Facilities	1,123,100		
Southwest Vessel Operations	4,381,200		
Southwest Shore Facilities	299,100		
Advertising & Promotion	63,700		
Administration	1,857,000		

Anchorage International Airport	8,131,900	8,131,900
---------------------------------	-----------	-----------

Field Maintenance	3,295,800
Building Maintenance	932,700
Security	2,337,000
Custodial	871,500
Administration	694,900

Fairbanks International Airport

Field Maintenance	980,000
Building Maintenance	666,200
Security	1,633,300
Custodial	229,500

~~3,886,100~~
3,865,200

~~3,886,100~~
3,865,200

Administration	304,500			
Administration (PLI)	51,700			
Trunk & Secondary Airports		8,686,300 8,674,600	8,207,800 8,196,100	478,500
Regional Operations	8,022,500			
Administration	663,800 652,100			
Aviation Engineering		606,400	282,300	324,100
Chief Engineer	136,500			
Planning	145,600			
Design	180,000			
Construction	144,300			
Aviation Administration		1,092,700	328,300	764,400
Administration	792,200			
Land & Leasing	300,500			
Administration		1,266,000	1,186,000	80,000
Office of the Commissioner	517,600			
Administration	748,400			
Department of Highways				
Administration		7,467,500	7,010,900	456,600
Central District	1,422,200			
Interior District	983,100			
Southeast District	626,100			
Western District	235,900			
Southcentral District	688,000			
Headquarters & Laboratory	3,512,200			
Maintenance		35,994,000	33,279,200	2,714,800
Central District	13,638,700			
Interior District	9,549,400			
Southeast District	4,890,700			
Western District	1,829,200			
Southcentral District	5,766,700			
Overweight/ Oversize Permits	319,300			
State Bond Committee				
Debt Service		19,306,500	17,367,000	1,939,500
Highways	8,200,200			

Marine Trans-
portation 4,091,700
Aviation 7,014,600

Category Fund Sources

General Fund ~~100,347,200~~ **100,325,200**
Interagency Receipts 1,900,800
International Air-
port Revenue Fund ~~14,946,000~~ **14,925,100**
Program Receipts 1,992,100

Total Funding -- Transpor-
tation ~~119,186,100~~
119,143,200

GENERAL GOVERNMENT

Office of the Governor

Executive Office	1,439,000	1,439,000	
Executive Mansion	93,300	93,300	
Contingency Fund	250,000	250,000	
Equal Employment Opportunity	130,100	130,100	
Lieutenant Governor	496,700	466,900	29,800
Policy Development & Planning	1,121,400 1,101,400	868,400 848,400	253,000
Alaska Energy Office	506,000 401,000	506,000	
Telecommunications	514,700	514,700	401,000
Public Offices Com- mission	209,600	209,600	
Elections	1,116,600	1,116,600	

Department of Administration

Executive Adminis- tration	2,557,600 2,547,600	2,533,300 2,523,300	24,300
Office of the Commissioner	1,327,500		
Internal Audit	366,000		
Administrative Services	242,500		
Budget and Management	621,600 611,600		
Pay and Benefits Increases	23,318,500	20,573,600	2,744,900
Executive Branch	22,080,500		
Judicial Branch	835,000		
Legislative Branch	403,000		
Personnel	1,569,700	1,569,700	
Personnel Manage- ment	1,128,400		
Employee Rela- tions	441,300		
Accounting*	1,192,700	1,192,700	

Pre-Audit	230,100
Accounting Ser-	
vices	206,700
Payroll Account-	
ing	523,900
Administration	232,000

* \$2,200 of this appropriation is available for expenditure for payment of prior-year claims.

General Services	1,971,000	1,420,800	550,200
Purchasing	746,000		
Risk Management	136,000		
Central Mail & Switchboard	334,000		
Central Dupli- cating	417,000		
Property	122,800		
Leasing & Facili- ties	215,200		
Archives & Records	630,600	603,600	27,000
Data Processing	3,433,900	3,160,200	273,700
Services to Ad- ministration	638,700		
Services to Oper- ating Agencies	2,195,900		
Administration	429,000		
Telecommunica- tions Network	170,300		
Labor Relations			
Agency	80,000	80,000	
Retirement & Benefits	911,100	185,000	726,100
Public Employees' System	340,000		
Teachers' System	332,500		
Other Benefits	238,600		
Department of Law			
Legal Services	3,161,600	2,071,100	1,090,500
Department of Revenue			
Audit	1,863,000	1,863,000	
Enforcement	888,800	888,800	
Petroleum Revenue	900,200	900,200	
Treasury Manage- ment	995,700	661,900	333,800
Administration & Support	1,750,500	1,750,500	
Office of the Commissioner	289,300		
Administrative Services	1,461,200		
Department of Education			

Chapter 279

Blue Book	26,800	26,800	
Department of Health & Social Services			
Vital Statistics	259,400	259,400	
Department of Public Safety			
Building Security	146,900	146,900	
Border Inspection Station	363,100	363,100	
Department of Public Works			
Buildings	6,211,000	3,503,300	2,707,700
Planning & Design	357,800		
Construction			
Inspection	235,000		
Administration	323,900		
Maintenance	5,294,300		
Communications		1,477,400	22,700
Support to State Agencies	1,288,000		
Remote Village Radio	212,100		
Highways Working Capital Fund			
Working Capital Fund	10,500,700		10,500,700
Central District	4,344,500		
Interior District	2,815,400		
Southeastern District	995,200		
Western District	544,500		
Southcentral District	1,562,400		
Administration	238,700		
Legislature			
Budget & Audit Committee	1,860,600	1,860,600	
Legislative Audit	1,108,800		
Legislative Finance Committee	691,800		
Expenses	60,000		
Legislature			
Legislative Council*	5,392,500	5,392,500	
Council and Sub-committees	190,000		
Salaries and Allowances	1,230,600		

Leadership	182,900
LAA Administra-	
tion	524,900
LAA Administra-	
tive Services	520,900
LAA Research	
Services	371,700
LAA Legal Ser-	
vices	577,800
Session Expenses	1,495,700
Assembly Build-	
ing	177,500
Equipment Account	120,500

* \$785 of this appropriation is available for expenditure for payment of prior-year claims.

Office of Ombudsman	236,200	236,200
---------------------	---------	---------

Category Fund Sources

Federal Receipts	1,043,900	
General Fund	58,315,200	58,180,200
Interagency Receipts	4,614,800	
Agricultural Loan		
Fund	1,000	
FICA Administration		
Fund Reserve		
Account	56,100	
Highway Working		
Capital Fund	11,752,900	
International Air-		
port Revenue Fund	707,700	
Program Receipts	57,000	
Public Employees		
Retirement Fund	522,100	
Second Injury Fund	800	
Disabled Fishermens		
Reserve Account	800	
Surplus Property		
Revolving Fund	2,000	
Teachers Retirement		
System Fund	514,600	
Veterans Revolving		
Loan Fund	9,900	
Donated Commodity		
Fee Account	800	

Total Funding -- General
Government

~~77,599,600~~

77,464,600

(b) The following appropriation items are for operating expenditures for the fiscal year beginning July 1, 1976 and ending June 30, 1977. (The department listed after each title is the agency to which the appropriation is made.) The appropriation items contain funding for legislation assumed to have passed during the Second Session of the Ninth Legislature and are to be considered part of the agency operating budget. Should a measure listed in this section either fail to pass or be vetoed by the governor, the appropriation for that measure shall lapse.

Number	Title	Allocations	Appropriation Items	Appropriation Fund Sources	
				General Fund	Other Funds
HB 17	Issuance of permits for construction of trapping cabins (Natural Resources)	\$	12,000	12,000	
HB 119	Absence from state for medical reasons/longe- vity bonus (Administration)		92,700	92,700	
HB 120	Eye examinations for needy persons (Health & Social Services)		73,100	36,500	36,600
HB 121	Retirement credit for military service (Administration)		5,400		5,400
HB 144	Revising Community College Act (University of Alaska)		100,000	100,000	
HB 198	Credit for military- retirement-25 (Administration)		177,600	102,000	75,600
HB 236	Duties of the Department of Commerce (Commerce & Economic Development)		85,900 55,900	85,900 55,900	
HB 272	Property tax payments to senior citizen renters (Community & Regional Affairs)		375,000	375,000	
HB 399	High school activities Association (Education)		94,800 67,000	54,800 27,000	40,000
HB 408	Acquisition & Develop- ment of recreation & open space (Natural Resources)		8,000		8,000
HB 419	Health education (Education)		82,000	82,000	
HB 483	Relating to election recounts (Governor)		4,000	4,000	
HB 528	Creating the Alaska Marine Highway Review Committee (Public Works)		57,400	57,400	

HB 588	Talkeetna Mountains State Park (Natural Resources)	55,000	55,000
HB 601	Public School Founda- tion Program (Education)	2,157,100	2,157,100
HB 631	Communications Carriers Section in APUC (Commerce & Economic Development)	56,900	56,900
HB 654	Administration of state lands (Natural Resources)	60,000	60,000
HB 659	National Guard & Naval Militia Reenlistment Bonus (Military Affairs)	86,000	86,000
HB 663	Alaska National Guard & Naval Militia Educ. Assistance (Military Affairs)	48,000	48,000
HB 665	Statewide coordination of health planning (Health & Social Services)	449,300	449,300
HB 694	Criminal Law Revision Commission (Legislative Council)	158,000	158,000
HB 698	National Guard & Naval Militia Retirement & Death Benefits (Administration)	46,400	46,400
HB 763	Instructional unit allot- ments under public school foundation (Education)	295,900	295,900
HB 774	Magistrates, cost-of- living pay differen- tials (Alaska Court System)	101,000	101,000
HB 779	Creating the Alaska Power Authority (Commerce & Economic Development)	291,500 241,500	291,500 241,500
HB 795	Status of women in Alaska (Governor)	25,000	25,000
HB 805	Senior citizen housing development grants (Community & Regional Affairs)	56,200	56,200

Chapter 279

HB 871	Superior and District Court Judges (Alaska Court System)	3,300	3,300	
HB 887	Physicians employed by Division Mental Health Exempt Service (HESS - \$104.8) (Natural Resources - \$85.3)	190,100	190,100	
HB 899	Student financial aid (Postsecondary Education Commission)	393,900	393,900	
HCR 120	Catastrophic illness insurance study (Commerce & Economic Development)	67,500	67,500	
HCR 123	Coastal zone management guideline study (Legislative Council)	3,700	3,700	
HCR 143	Legislative Affairs Agency study (Legislative Council)	3,200	3,200	
HCR 153	Renovation of legislative space (Legislative Council)	50,000 -0-	50,000 -0-	
HJR 39	Amend AK Const; Exception for dedication of revenues (Revenue)	185,000 135,000	185,000 135,000	
SB 48	Teachers post retirement pension adjustment (Administration)	2,073,700	2,065,700	8,000
SB 186	Taxable property under oil & gas transportation tax (Revenue)	9,500	9,500	
SB 201	Elimination of architectural barriers in public buildings (Public Works)	200,000	200,000	
SB 222	Early service credit under public employees retirement (Administration)	1,122,600	892,800	229,800
SB 335	Sport fishing, hunting & trapping licenses and fees (Revenue)	16,800	16,800	
SB 392	Creating energy needs revolving loan fund (Commerce & Economic Development)	23,600	23,600	

SB 474	Municipal revenue sharing (Community & Regional Affairs)	9,600	9,600	
SB 476	Alaska longevity bonus (Administration)	1,604,700	1,604,700	
SB 477	Service credit for service rendered before statehood (Administration)	1,357,900	1,093,500	264,400
SB 480	Retirement of elected public officers (Administration)	591,300	591,300	
SB 542	Medical assistance for needy persons (Health & Social Services)	959,800	323,400	636,400
SB 547	Teacher retirement fractional credit (Administration)	101,000	92,300	8,700
SB 579	Former elected officials coverage in pers (Administration)	76,500	72,000	4,500
SB 590	Retirement, disability & death benefits fish & game employees (Administration)	272,600	218,700	53,900
SB 599	Instructional units for supplementary programs (Education)	900,000	900,000	
SB 615	Assistance to the aged, blind & disabled (Health & Social Services)	686,500	606,700	79,800
SB 659	Child support enforcement (Health & Social Services)	500,000	350,000	150,000
SB 664	Tax refunds: late payment: reparations to taxpayer (Revenue)	142,000	142,000	
SB 670	Number of Superior Court judges (Alaska Court System)	7,500	7,500	
SB 676	Professional Teaching Practices Act (Education)	3,000		3,000

Chapter 279

SB 688	Salmon hatcheries (Fish & Game)	11,900	11,900	
SB 689	Fisheries Enhancement Loan Program (Commerce & Economic Development)	79,600	79,600	
SB 690	Regional resource center areas & boards (Education)	200,000 40,000	200,000 40,000	
SB 753	Day Care Loan Fund (Commerce & Economic Development)	69,400	69,400	
SCR 76	Southeast Alaska inte- grated Transportation System Study (Highways)	80,000	40,000	40,000
SCR 77	Comprehensive agricul- tural policy (Legislative Council)	40,000	40,000	
SCR 8	Mile 5 Road in Cordova (Highways)	7,500	7,500	
SCR 101	Oil and Gas Leasing Tax Study (Legislative Council)	111,000	111,000	

New Legislation Budget
Fund Sources

Federal Receipts	800,900	525,500
General Fund	15,567,800	9,494,500
Highway Working Capital Fund	34,200	18,000
International Airport Revenue Fund	34,300	18,100
Program Receipts	40,000	
Public Employees Retirement Fund	73,200	62,700
Teachers Retirement System Fund	22,100	8,700

Total Funding	16,572,500	10,107,500
---------------	-----------------------	------------

* Sec. 19. The following allocations and appropriation items are for capital projects and are effective immediately in accordance with AS 01.10.070(c).

EDUCATION

Department of Education

Film Acquisition State Acquisitions for museum collection, Juneau	25,000	25,000
Replace carpeting and outside lighting, Juneau	32,000	32,000

Studio equipment FM radio station, Kodiak	16,900	16,900
Sewer facility repair, Metlakatla and Allakaket	65,000	65,000
Translator System - Mini TV Station	90,000 100,400	90,000 100,400
Security enclosure/ State Office Building, Juneau	25,000	25,000
Russian Church Historic Site Grant, Juneau	25,000	25,000
Equipment, KOTZ Radio, Kotzebue	15,000	15,000
Mini TV, Kivalina	7,500	7,500
Tok Vee Ed Center Study	20,000	20,000
Tanana Water-Sewer Project	60,000	60,000
Mini TV Station, Kodiak	10,400	10,400
Repair and improve Council on the Arts, Alaska Day Celebration	36,000	36,000

UNIVERSITY OF ALASKA

University of Alaska

Safety and Use Improve- ments, Fairbanks	300,000	300,000
Complete Instructional TV System, Kuskokwim CC	40,000 222,000	40,000 222,000
Anchorage Campus Consor- tium Library	50,000	50,000
Rare books for Rasmussen Library	10,000	10,000
Anchorage Consortium Library Media Center	50,000 250,000	50,000 250,000
Billingham Extension Center	0 - 750,000	0 - 750,000
Anchorage Campus/Removal Architectural Barriers	150,000 250,000	150,000 250,000
Extension Center Equip- ment, Kotzebue	10,000	10,000

SOCIAL SERVICES

Department of Administration

Palmer Pioneers Home Roof Repair	64,000	64,000
Palmer Pioneers Home Exterior Painting	17,300	17,300
Kotzebue Pioneers Home Foundation Stabiliza- tion*	496,100	496,100

* This appropriation is contingent upon approval by the governor and the legislative budget and audit committee of the engineering plans prior to undertaking the project.

Department of Education

Skill Center Living Quarters	220,000	220,000
---------------------------------	---------	---------

Department of Health & Social Services

Spruce Groves Senior	25,000	25,000
Citizens Center	45,000	45,000
Chugiak Senior Citizens	15,000	15,000
Center	25,000	25,000
Kotzebue Senior Citizens	6,000	6,000
Center	12,500	12,500

Department of Labor

Kotzebue Employment		
Center Building Renova-		
tion	2,500	2,500

HEALTH

Department of Health & Social Services

Cordova Health and		
Family Services Center	236,500	236,500
Kenai Health Center	260,000	260,000
Harborview Ventilation		
Systems, Valdez	120,000	120,000
API Hot Water Tank Re-		
placement	12,000	12,000
Sitka Community Hospital	1,400,000	1,400,000
Fairbanks Health Center	150,000	150,000
Barrow Health Center	150,000	150,000
Unalaska Health Center		
Grant	50,000	50,000
Mr. Village Health Center	100,000	100,000
Fort Yukon Health Center	125,000	125,000
Tok Health Center Repair	10,000	10,000
Fairbanks Breast Cancer		
Center X-Ray Unit	30,000	30,000

NATURAL RESOURCE MANAGEMENT

Department of Natural Resources

Utility Improvements,		
Nancy Lake	25,000	25,000
Clam Gulch Parking		
Improvements, Kenai	50,000	50,000
Recreation Area Acquisi-		
tion, Nancy Lake	400,000	400,000
Denali State Park		
Acquisition, MAT-SU		
Borough	375,000	375,000
Dry Creek Archaeolo-		
gical Site, Healy	75,000	75,000
Chugach State Park		
Acquisition, Anchorage	1,000,000	1,000,000
Chilkat State Park		
Development, Haines	150,000	150,000
Chilkat State Park		
Acquisition, Haines	400,000	400,000
Deep Creek Acquisition		
and Development, Kenai	75,000	75,000
Fort Abercrombie		
Historical Park, Kodiak	250,000	250,000

jsl

Denali State Park Development, Mat-Su Borough	235,000	235,000
Kenai Peninsula Development, Kenai	255,000	255,000
Kachemak Bay State Park Acquisition, Homer	300,000	300,000
Pleasant Camp Acquisition & Adaptive Use, Haines	75,000	75,000
Ninilchik Camp Development, Kenai	75,000	75,000
Caines Head Recreation Area Development, Seward	800,000	800,000
Chugach State Park Development, Anchorage	725,000	725,000
Harriett Hunt Lake Development	50,000	50,000
Chugach Park Road Acquisition-Glenalps	40,000	40,000

Department of Fish and Game

Vessel Equipment Placement, Various	54,000	54,000
Crystal Lake Hatchery Improvement, Petersburg	284,000	284,000
Sonar Scanning Equipment, SE Alaska	15,000	15,000
Starrigavan Bay Weir and Dock Improvement, Sitka	157,500	157,500
Central District Water Inventory Equipment	60,000	60,000
SE District Water Inventory Equipment	50,000	50,000
Fairbanks Regional Office Generator	22,300	22,300
Sockeye Substrate Incubation Units	445,000	445,000
Big Lake Expansion, Central Alaska	315,000	315,000
Tutka Expansion, Homer	420,000	420,000
Bybee Bay Aquaculture Study	25,000	25,000
Deer Mountain Hatchery Repairs	30,000	30,000
Cape Blossom Chin Fisheries Project	15,000	15,000
Rabbit Creek Rifle Range	200,000	50,000
Cushman Street Rifle Range - Fairbanks	55,000	55,000
Montana Creek Trap Range	100,000	25,000
Sitka Rifle Range	25,000	25,000
Petersburg Rifle Range	25,000	25,000
Willow River Stream Clearance	40,000	40,000

Department of Public Safety

Single Sideband Marine Radios, Statewide	54,000	54,000
VHF Marine Radios, Statewide	16,500	16,500
VHF Portable Radios	61,500	61,500
Citizen Band Portable Radios, Statewide	1,200	1,200

Department of Environmental Conservation

Oil Spill Analysis Equipment	145,000	145,000
Wasilla Water/Sewer Study	15,000 35,000	35,000 15,000
North Star Borough Sewer and		
Water Grant	50,000	50,000

PUBLIC PROTECTION

Department of Military Affairs

Minor Construction Fund,		
Various Locations	40,000	40,000
Construction Maintenance Shop,		
Juneau	239,500	239,500
Construction Maintenance Shop,		
Nome	216,000	216,000
Construction Maintenance Shop,		
Bethel	216,000	216,000
Multi-Unit Armory Construction,		
Anchorage	3,313,700	3,313,700
Armory Roof Repair, Juneau	50,000	50,000

Department of Public Safety

Fire Truck - Galena	25,000	25,000
--------------------------------	-------------------	-------------------

ADMINISTRATION OF JUSTICE

Department of Health & Social Services

Sewer Improvement Correction		
Center, Palmer	150,000	150,000
Scammon Bay Jail-Match for		
LEAA Funds	5,000	5,000

Department of Public Safety

Construct and Equip Firing		
Range, Sitka	50,000	50,000
Mobile Quarters-Sitka Trooper		
Academy	35,000	35,000

Alaska Court System

Kenai Court and Office Building		
Improvements	104,000	104,000
Sitka Court and Office Building		
Improvements	137,400	137,400
Kodiak Court and Office		
Building Remodeling	76,800	76,800
Fairbanks Court Building		
Remodeling	130,000	130,000

DEVELOPMENT

Department of Revenue

Increased Resources for Municipal		
Bond Bank	500,000	500,000

Department of Commerce & Economic Development

Matching EDA "304", Statewide	80,000	80,000
-------------------------------	--------	--------

Department of Natural Resources

Increase Capital-Agricultural Loan Fund	200,000	200,000
Irrigation System Extension, Palmer	40,400	40,400
Construct Chemical Storage Building, Palmer	19,200	19,200
Construct Plant & Seed Storage Building, Palmer	27,400	27,400
Construct Greenhouse, Palmer	100,000	100,000
Acquire Electrical Generator Palmer	8,000	8,000
Acquire Electrical Generator, Hughes	20,000	20,000
Acquire Electrical Generator, Nikolai	10,000	10,000
Acquire Caterpillar, Healy Lake	10,000	10,000
Tanana Valley Fair Association, Fairbanks	50,000	50,000
Kodiak Jaycees Rodeo and State Fair	32,000	32,000
Alaska State Fair, Inc., Palmer	50,000	50,000
Southeast Alaska State Fair, Haines	49,000	49,000
Ninilchik State Fair Association	25,000	25,000
Yukon-Kuskokwim State Fair Association, Bethel	20,000	20,000

Department of Public Works

Harbor Dredging, Nome	2,500	2,500
Emergency Repairs	50,000	50,000
Harbor Facilities, Sitka	200,000	200,000
Letnikof Cove Harbor Facilities, Haines	75,000	75,000
Harbor Facilities, Homer, Seldovia	300,000	300,000
Breakwater, Tenakee	60,000	60,000
Breakwater, Hydaburg	150,000	150,000
Refuge Floats, Southeast	60,000	60,000
Harbor Facilities, Port Alexander	50,000	50,000
Harbor Facilities, Whittier	50,000	50,000
Administration, Planning, Engineering, Statewide	400,000	400,000
Inner Boat Harbor Repairs, Wrangell	75,000	75,000
Harbor Replacement Facilities, Port Lions	55,000	55,000
Harris Harbor, Juneau	100,000	100,000
Finger Floats, Hoonah	20,000	20,000
Sand Point Boat Harbor Completion	250,000	250,000

Department of Community & Regional Affairs

Arctic Brotherhood Hall Renovation, Skagway	10,000	10,000
North Star Borough PLI Information Center Grant	31,000 15,000	31,000 15,000

TRANSPORTATION

Department of Public Works

Anchorage International Airport	6,257,700	6,257,700
Increased Project Estimates	3,700,000	
Sewer Outfall Line	1,400,000	
Terminal Improvements	707,700	
Master Plan	150,000	
Road Improvements	300,000	
Fairbanks International Airport	1,090,000	1,090,000
Minor Improve- ments	200,000	
Master Plan	70,000	
Sewer Interceptor	820,000	
Trunk Airport Increased Project Estimates	5,015,000	5,015,000
Secondary Airport Increased Project Estimates	8,608,000	8,608,000
Marine Transportation	620,800	620,800
Transfer Bridge Cable Sheaves	6,500	
Bow Thruster Kit	2,800	
Propeller Parts	8,000	
Searchlights	6,000	
Reduction Gear Parts	34,000	
Lifeboat Engine	15,000	
Water Tank Vents	5,400	
Waste Heat Boilers (2)	39,200	
Lube Oil Storage Tanks	24,000	
Bow Thruster - Columbia	92,000	
Tractors (3)	30,000	
Garbage Carts	5,700	
Refrigerator Van Truck	18,000	
Freezer and Reefer Units	32,000	
Forklift	15,000	
Mobile Radios	52,200	
Sewage Holding Tank and Pumps	15,000	
Shoreside Electric Power	20,000	
Emergency Repair Fund	200,000	
Federal Aid Construction, Marine	15,642,000	15,642,000
Nursery Equipment for Ferries	25,000	25,000

Department of Highways

Equipment Purchase, Various Locations	550,700	550,700	
Federal Aid Construction, Highways, Various	390,893,300		390,893,300
Combustible Materials Storage Cabinets, Various	50,000	50,000	
Unleaded Fuel Facilities, Various	60,000		60,000
Anton Larson Bay Road Extension, Kodiak	200,000	200,000	
Light Rail Corridor Study, Anchorage	60,000	15,000	45,000
Eagle River Canyon Roads Renovation, Anchorage	150,000	150,000	
Beach Access Road, Naknek	60,000	60,000	
Coronado Road, Anchorage Eagle River	30,000	30,000	
Turnagain Boulevard, Anchorage	303,000	303,000	
Beadly Road, Talkeetna	20,000	20,000	
Thane Road, Juneau	200,000	300,000	200,000
Parks-Edgerton Road	40,000	40,000	
Road & Bridge Work, Snageluk	150,000	150,000	
Road Project, Phase II, Kotzebue	250,000	250,000	
Waterfront Road, Unalakleet	100,000	100,000	
Northwood Drive Improvements, Anchorage	240,000	240,000	
Chugach Way, Anchorage	155,000	155,000	
Old Seward Highway, Anchorage Borough	260,000	260,000	
Noonah Local Service Road	50,000	50,000	
Angoon Local Service Road	50,000	50,000	
Resurrection Road Cost Over-run, Seward	8,700	8,700	
Hutler Road, Slaughter House	40,000	40,000	
Access, Homer	40,000	40,000	
McCoy Road Improvements, Homer	40,000	40,000	
Jay Hawk Drive, Chugiak	40,000	40,000	

The appropriations listed above for roads that are not part of the state highway system shall be paid as grants to the appropriate municipalities.

GENERAL GOVERNMENT

Office of the Governor

Disaster Relief Fund, Statewide	500,000	500,000
---------------------------------	---------	---------

Department of Administration

Duplicating Equipment, Juneau	31,100		31,100
Public Facilities Planning Fund	454,000	454,000	

Department of Public Works

Boiler Repair Replacement, Statewide	30,000	30,000
--------------------------------------	--------	--------

Roof Renovations, Repair, Statewide	115,000	115,000
Alaska Office Building Main- tenance, Juneau	11,000	11,000
Heat Transfer Reduction Shields, Juneau	85,000	85,000
Painting State Facilities, Juneau	20,000	20,000
Community Building Improvements Juneau	3,000	3,000
Communication Equipment Replace- ment, Statewide	175,000	175,000
Window Replacements, Pioneers Home, Sitka	31,000	31,000
Model School at Brown's Court	225,000 25,000	225,000 25,000
Sewer Project, Pelican	35,000	35,000
Sewage System, Dillingham	83,000	83,000
Pioneers Home Sprinkler System, Kotzebue	81,000	81,000

Highways Working Capital Fund

Equipment replacement, Statewide	8,400,000	8,400,000
Equipment operations, Statewide	50,000	50,000

Legislature

Fire Doors & Carpeting of Chambers	25,000	25,000
Capital Improvements	75,000 50,000	75,000 50,000

Capital Budget Category Fund Sources

Federal Receipts	435,048,500	
General Fund	16,020,500	10,918,200
Interagency Receipts	31,100	
Highway Working Capital Fund	8,510,000	
International Airport Revenue Fund	4,017,700	
Program Receipts	<u>196,500</u>	

Total Funding	463,024,300 458,442,000
---------------	---------------------------------------

* Sec. 20. This Act takes effect immediately in accordance with AS 01.10.070(c).



